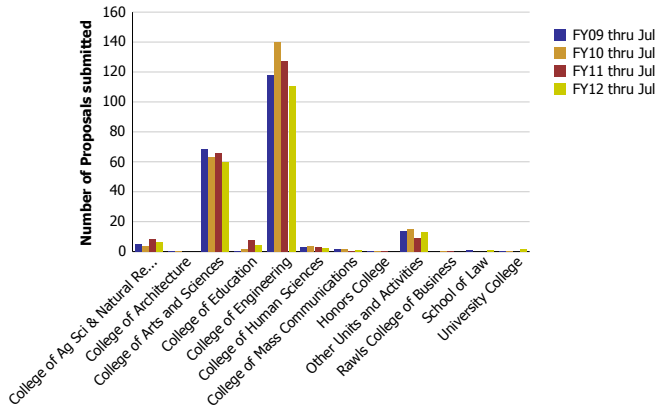
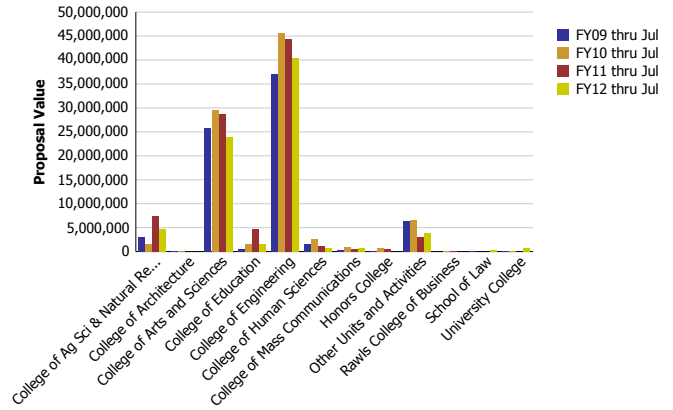


Research Metrics through July FY12 (by Submitting Unit) NSF

Number of Proposals submitted to NSF by Submitting Unit



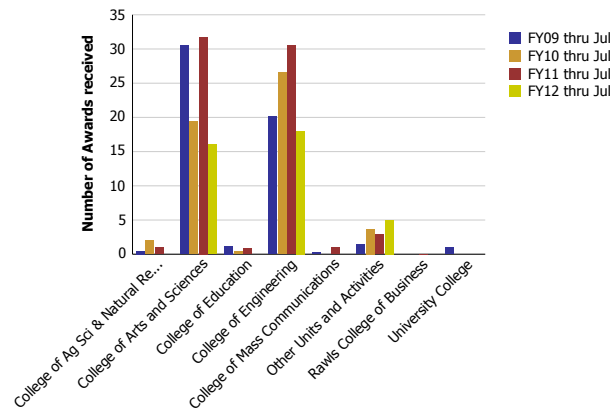
Proposal Value submitted to NSF by Submitting Unit



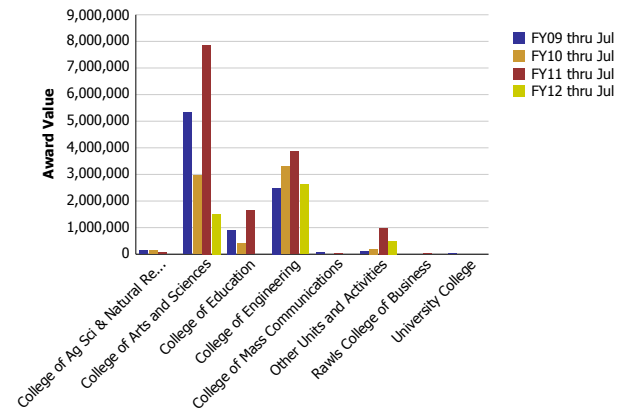
Number of Proposals submitted	FY09 thru Jul	FY10 thru Jul	FY11 thru Jul	FY12 thru Jul
College of Ag Sci & Natural Resources	5.02	4.01	8.15	6.58
College of Architecture	0.20	0.40		
College of Arts and Sciences	68.79	63.36	66.03	59.87
College of Education	0.46	1.61	7.71	4.33
College of Engineering	117.72	139.83	127.30	110.71
College of Human Sciences	3.00	3.50	2.73	2.33
College of Mass Communications	1.35	1.60	0.20	0.70
Honors College	0.25	0.25	0.20	
Other Units and Activities	14.01	15.11	9.28	12.97
Rawls College of Business		0.05	0.40	
School of Law	1.00			1.10
University College	0.20	0.28		1.41
Total	212	230	222	200

Proposal Value	FY09 thru Jul	FY10 thru Jul	FY11 thru Jul	FY12 thru Jul
College of Ag Sci & Natural Resources	2,933,887	1,667,819	7,407,330	4,800,514
College of Architecture	79,660	79,928		
College of Arts and Sciences	25,851,847	29,568,648	28,763,998	23,868,772
College of Education	443,894	1,606,340	4,622,053	1,489,625
College of Engineering	37,138,696	45,696,344	44,306,198	40,346,042
College of Human Sciences	1,595,171	2,570,766	1,187,437	757,742
College of Mass Communications	216,642	863,197	433,081	780,730
Honors College	120,648	784,146	433,081	
Other Units and Activities	6,310,088	6,538,161	2,933,828	3,960,653
Rawls College of Business		35,000	179,035	
School of Law	70,862			234,717
University College	39,980	52,000		784,410
Total	74,801,373	89,462,349	90,266,041	77,023,205

Number of Awards received from NSF by Submitting Unit



Award Value received from NSF by Submitting Unit



Number of Awards received	FY09 thru Jul	FY10 thru Jul	FY11 thru Jul	FY12 thru Jul
College of Ag Sci & Natural Resources	0.50	2.00	1.00	
College of Arts and Sciences	30.50	19.37	31.77	16.00
College of Education	1.20	0.40	0.80	
College of Engineering	20.15	26.53	30.48	18.00
College of Mass Communications	0.25		1.00	
Other Units and Activities	1.40	3.70	2.90	5.00
Rawls College of Business			0.05	
University College	1.00			
Total	55	52	68	39

Award Value	FY09 thru Jul	FY10 thru Jul	FY11 thru Jul	FY12 thru Jul
College of Ag Sci & Natural Resources	149,756	133,559	66,441	
College of Arts and Sciences	5,318,455	2,965,075	7,865,168	1,510,219
College of Education	908,168	410,130	1,647,954	
College of Engineering	2,491,090	3,296,172	3,856,897	2,629,923
College of Mass Communications	74,878		20,144	
Other Units and Activities	110,196	193,205	991,372	489,220
Rawls College of Business			20,750	
University College	24,767			
Total	9,077,310	6,998,141	14,468,727	4,629,362