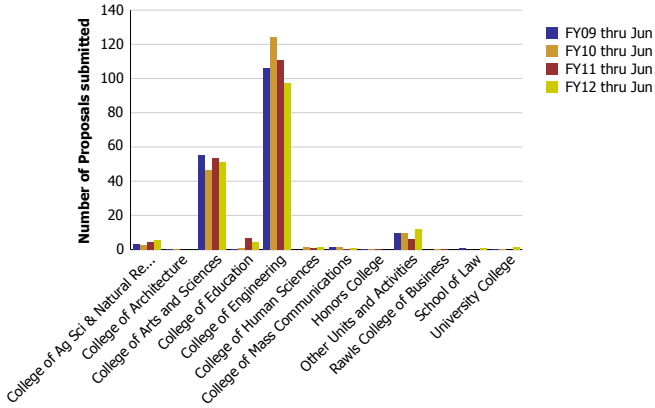
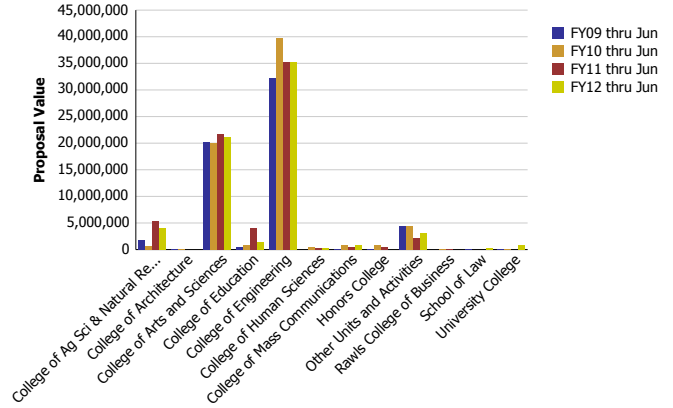


Research Metrics through June FY12 (by Submitting Unit) NSF

Number of Proposals submitted to NSF by Submitting Unit



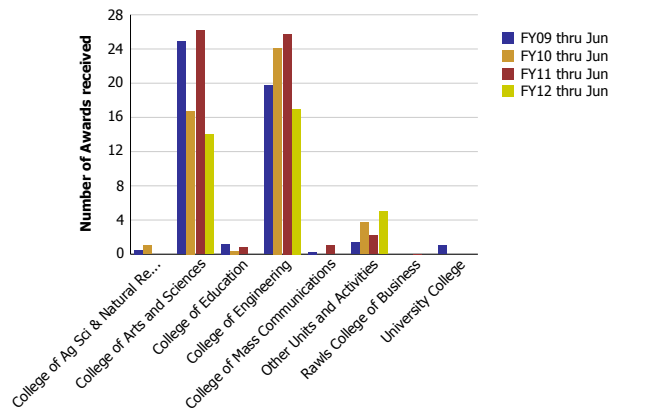
Proposal Value submitted to NSF by Submitting Unit



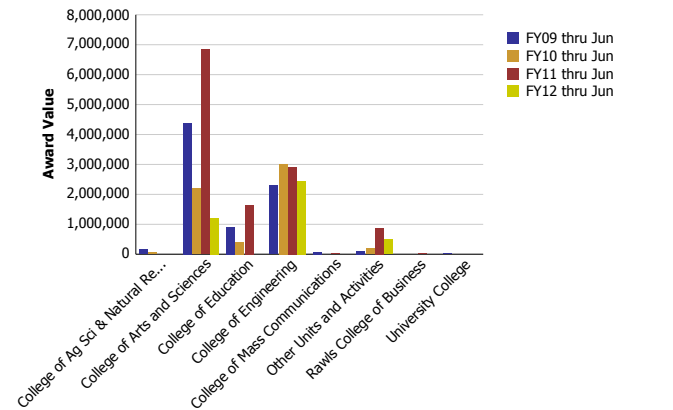
Number of Proposals submitted	FY09 thru Jun	FY10 thru Jun	FY11 thru Jun	FY12 thru Jun
College of Ag Sci & Natural Resources	3.17	2.71	4.60	5.58
College of Architecture	0.20	0.40		
College of Arts and Sciences	55.42	46.26	53.52	50.97
College of Education	0.46	0.61	6.69	4.33
College of Engineering	106.37	124.48	110.80	97.61
College of Human Sciences		1.50	0.73	1.33
College of Mass Communications	1.25	1.60	0.20	0.70
Honors College	0.25	0.25	0.20	
Other Units and Activities	9.68	9.86	5.86	11.97
Rawls College of Business		0.05	0.40	
School of Law	1.00			1.10
University College	0.20	0.28		1.41
Total	178	188	183	175

Proposal Value	FY09 thru Jun	FY10 thru Jun	FY11 thru Jun	FY12 thru Jun
College of Ag Sci & Natural Resources	1,749,747	752,481	5,268,049	4,013,608
College of Architecture	79,660	79,928		
College of Arts and Sciences	20,286,221	19,986,752	21,700,382	21,059,855
College of Education	443,894	915,864	3,962,830	1,489,625
College of Engineering	32,199,393	39,825,856	35,279,647	35,163,156
College of Human Sciences		447,106	362,190	355,964
College of Mass Communications	187,532	863,197	433,081	780,730
Honors College	120,648	784,146	433,081	
Other Units and Activities	4,328,050	4,456,441	2,183,069	3,185,152
Rawls College of Business		35,000	179,035	
School of Law	70,862			234,717
University College	39,980	52,000		784,410
Total	59,505,985	68,198,772	69,801,365	67,067,217

Number of Awards received from NSF by Submitting Unit



Award Value received from NSF by Submitting Unit



Number of Awards received	FY09 thru Jun	FY10 thru Jun	FY11 thru Jun	FY12 thru Jun
College of Ag Sci & Natural Resources	0.50	1.00		
College of Arts and Sciences	24.90	16.77	26.17	14.00
College of Education	1.20	0.40	0.80	
College of Engineering	19.75	24.13	25.78	17.00
College of Mass Communications	0.25		1.00	
Other Units and Activities	1.40	3.70	2.20	5.00
Rawls College of Business			0.05	
University College	1.00			3.60
Total	49	46	56	36

Award Value	FY09 thru Jun	FY10 thru Jun	FY11 thru Jun	FY12 thru Jun
College of Ag Sci & Natural Resources	149,756	65,675		
College of Arts and Sciences	4,386,892	2,196,360	6,835,587	1,211,080
College of Education	908,168	410,130	1,647,954	
College of Engineering	2,291,090	3,008,090	2,920,303	2,447,883
College of Mass Communications	74,878		20,144	
Other Units and Activities	110,196	193,205	873,972	489,220
Rawls College of Business			20,750	
University College	24,767			
Total	7,945,747	5,873,460	12,318,711	4,148,183