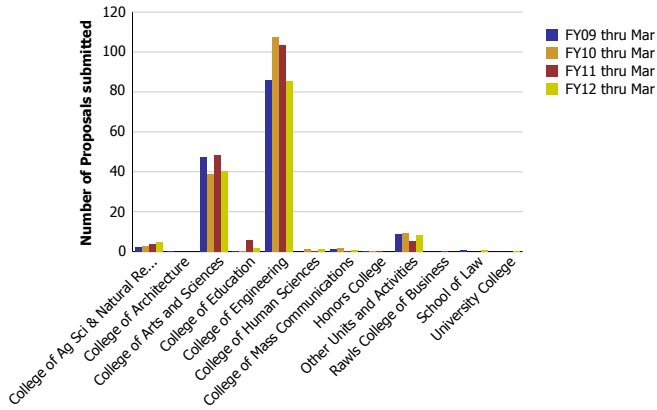
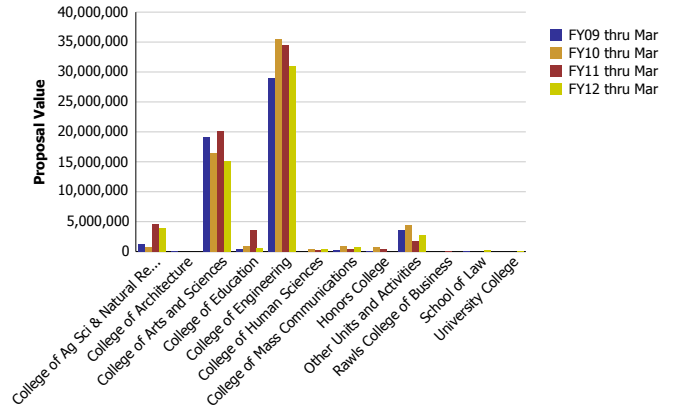


Research Metrics through March FY12 (by Submitting Unit) NSF

Number of Proposals submitted to NSF by Submitting Unit



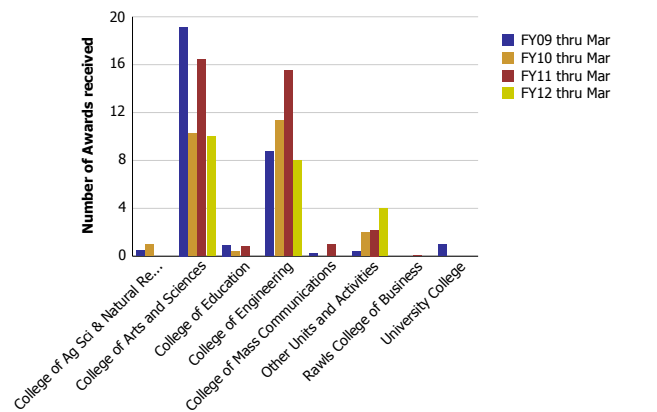
Proposal Value submitted to NSF by Submitting Unit



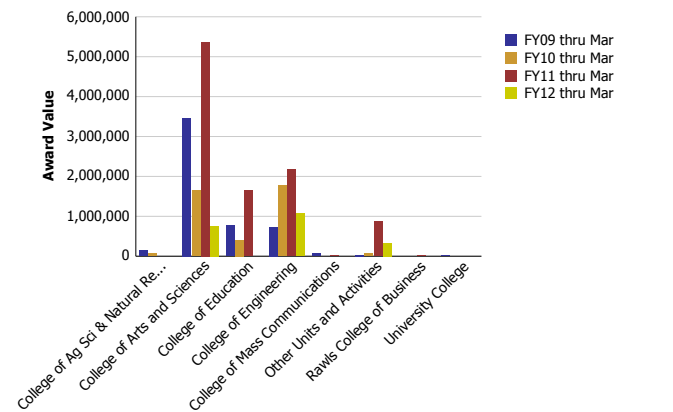
Number of Proposals submitted	FY09 thru Mar	FY10 thru Mar	FY11 thru Mar	FY12 thru Mar
College of Ag Sci & Natural Resources	2.17	2.55	3.60	4.58
College of Architecture	0.20			
College of Arts and Sciences	47.22	39.09	48.22	40.16
College of Education	0.26	0.45	5.76	1.90
College of Engineering	85.97	107.33	103.26	85.60
College of Human Sciences		1.50	0.40	1.33
College of Mass Communications	1.25	1.60	0.20	0.70
Honors College	0.25	0.25	0.20	
Other Units and Activities	8.68	9.23	5.06	8.48
Rawls College of Business			0.30	
School of Law	1.00			1.00
University College				0.25
Total	147	162	167	144

Proposal Value	FY09 thru Mar	FY10 thru Mar	FY11 thru Mar	FY12 thru Mar
College of Ag Sci & Natural Resources	1,263,294	728,481	4,669,003	3,973,674
College of Architecture	79,660			
College of Arts and Sciences	19,067,574	16,504,281	20,154,922	15,073,990
College of Education	391,904	852,978	3,591,859	572,657
College of Engineering	28,964,075	35,477,506	34,549,053	31,062,356
College of Human Sciences		447,106	230,190	355,964
College of Mass Communications	187,532	863,197	433,081	780,730
Honors College	120,648	784,146	433,081	
Other Units and Activities	3,569,318	4,379,986	1,673,313	2,740,643
Rawls College of Business			170,588	
School of Law	70,862			204,720
University College				136,687
Total	53,714,866	60,037,682	65,905,090	54,901,421

Number of Awards received from NSF by Submitting Unit



Award Value received from NSF by Submitting Unit



Number of Awards received	FY09 thru Mar	FY10 thru Mar	FY11 thru Mar	FY12 thru Mar
College of Ag Sci & Natural Resources	0.50	1.00		
College of Arts and Sciences	19.15	10.27	16.42	10.00
College of Education	0.95	0.40	0.80	
College of Engineering	8.75	11.33	15.53	8.00
College of Mass Communications	0.25		1.00	
Other Units and Activities	0.40	2.00	2.20	4.00
Rawls College of Business			0.05	
University College	1.00			
Total	31	25	36	22

Award Value	FY09 thru Mar	FY10 thru Mar	FY11 thru Mar	FY12 thru Mar
College of Ag Sci & Natural Resources	149,756	65,675		
College of Arts and Sciences	3,468,830	1,648,774	5,367,630	759,595
College of Education	772,135	410,130	1,647,954	
College of Engineering	730,887	1,775,661	2,167,385	1,069,351
College of Mass Communications	74,878		20,144	
Other Units and Activities	28,395	62,404	873,972	332,280
Rawls College of Business			20,750	
University College	24,767			
Total	5,249,648	3,962,644	10,097,836	2,161,226