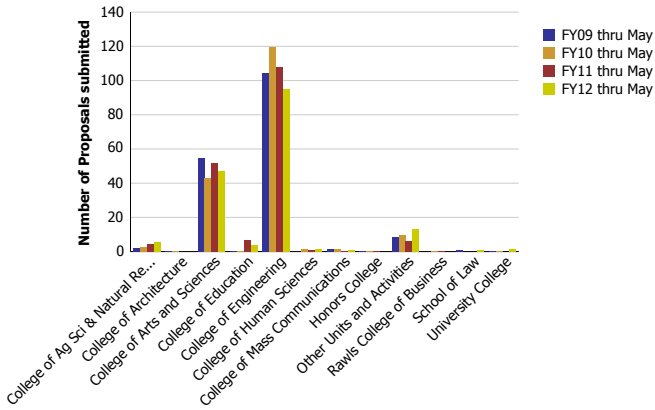
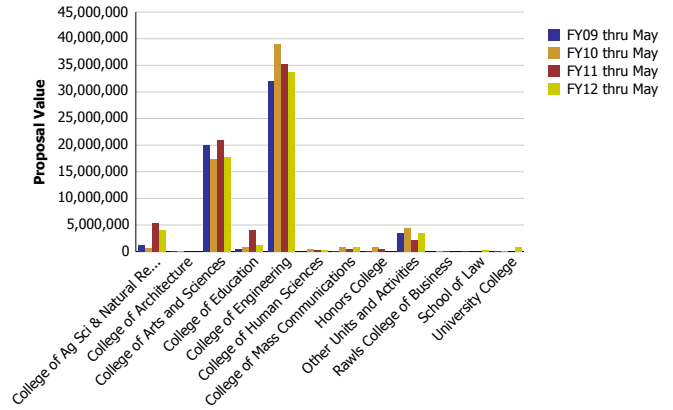


Research Metrics through May FY12 (by Submitting Unit) NSF

Number of Proposals submitted to NSF by Submitting Unit



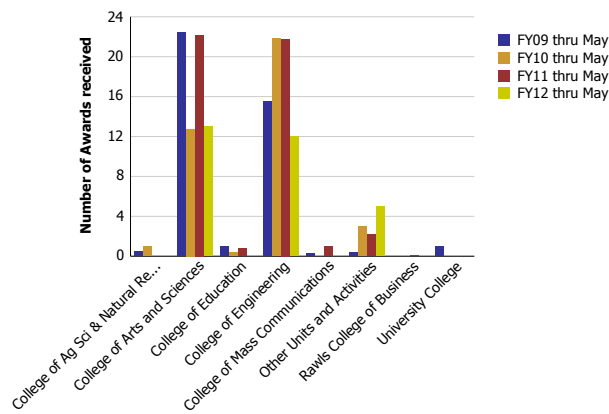
Proposal Value submitted to NSF by Submitting Unit



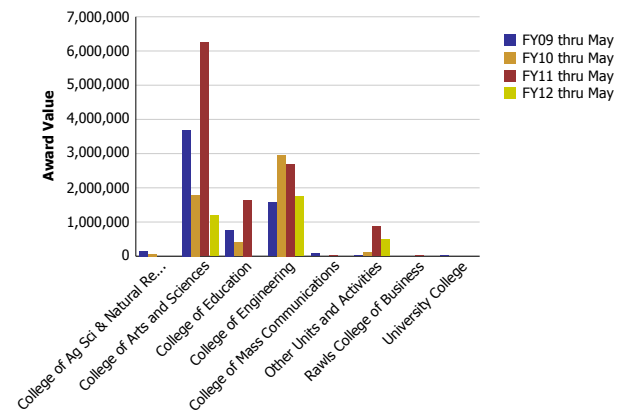
Number of Proposals submitted	FY09 thru May	FY10 thru May	FY11 thru May	FY12 thru May
College of Ag Sci & Natural Resources	2.17	2.71	4.60	5.58
College of Architecture	0.20	0.40		
College of Arts and Sciences	54.42	43.26	51.52	46.79
College of Education	0.46	0.51	6.69	3.83
College of Engineering	104.37	119.58	107.80	95.26
College of Human Sciences		1.50	0.73	1.33
College of Mass Communications	1.25	1.60	0.20	0.70
Honors College	0.25	0.25	0.20	
Other Units and Activities	8.68	9.86	5.86	13.00
Rawls College of Business		0.05	0.40	
School of Law	1.00			1.10
University College	0.20	0.28		1.41
Total	173	180	178	169

Proposal Value	FY09 thru May	FY10 thru May	FY11 thru May	FY12 thru May
College of Ag Sci & Natural Resources	1,263,294	752,481	5,268,049	4,013,608
College of Architecture	79,660	79,928		
College of Arts and Sciences	20,036,137	17,378,405	21,027,137	17,726,203
College of Education	443,894	864,978	3,962,830	1,289,625
College of Engineering	32,052,777	39,082,595	35,210,289	33,693,403
College of Human Sciences		447,106	362,190	355,964
College of Mass Communications	187,532	863,197	433,081	780,730
Honors College	120,648	784,146	433,081	
Other Units and Activities	3,569,318	4,456,441	2,183,069	3,524,136
Rawls College of Business		35,000	179,035	
School of Law	70,862			234,717
University College	39,980	52,000		784,410
Total	57,864,100	64,796,278	69,058,762	62,402,796

Number of Awards received from NSF by Submitting Unit



Award Value received from NSF by Submitting Unit



Number of Awards received	FY09 thru May	FY10 thru May	FY11 thru May	FY12 thru May
College of Ag Sci & Natural Resources	0.50	1.00		
College of Arts and Sciences	22.40	12.77	22.17	13.00
College of Education	0.95	0.40	0.80	
College of Engineering	15.50	21.83	21.78	12.00
College of Mass Communications	0.25		1.00	
Other Units and Activities	0.40	3.00	2.20	5.00
Rawls College of Business				0.05
University College	1.00			
Total	41	39	48	30

Award Value	FY09 thru May	FY10 thru May	FY11 thru May	FY12 thru May
College of Ag Sci & Natural Resources	149,756	65,675		
College of Arts and Sciences	3,689,440	1,792,744	6,241,399	1,186,601
College of Education	772,135	410,130	1,647,954	
College of Engineering	1,576,061	2,953,786	2,701,234	1,741,617
College of Mass Communications	74,878		20,144	
Other Units and Activities	28,395	115,497	873,972	489,220
Rawls College of Business			20,750	
University College	24,767			
Total	6,315,432	5,337,832	11,505,454	3,417,438