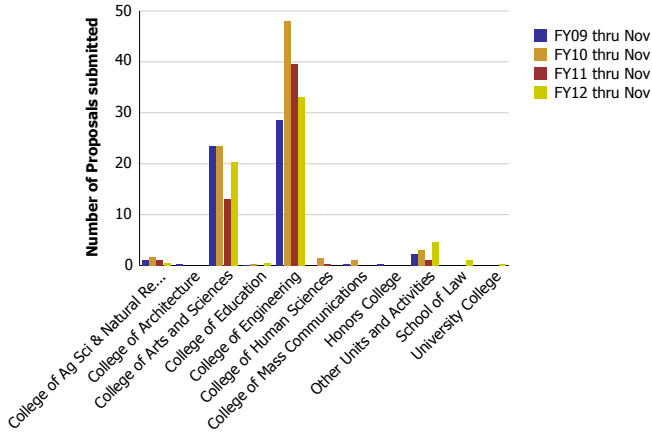
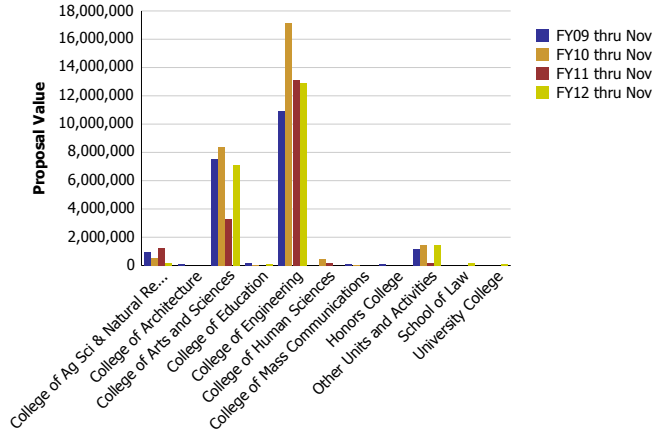


Research Metrics through November FY12 (by Submitting Unit) NSF

Number of Proposals submitted to NSF by Submitting Unit

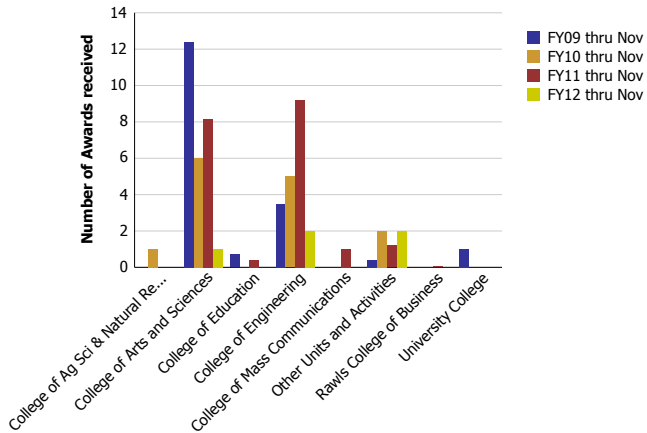


Proposal Value submitted to NSF by Submitting Unit

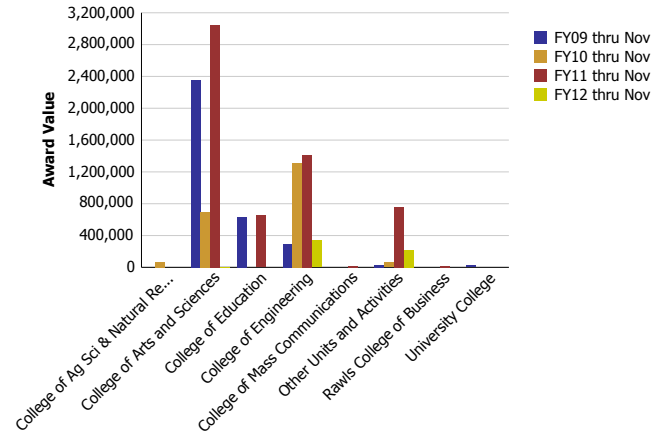


Number of Proposals submitted	FY09 thru Nov	FY10 thru Nov	FY11 thru Nov	FY12 thru Nov	Proposal Value	FY09 thru Nov	FY10 thru Nov	FY11 thru Nov	FY12 thru Nov
College of Ag Sci & Natural Resources	1	2	1	0	College of Ag Sci & Natural Resources	988,390	557,797	1,206,851	199,485
College of Architecture	0	0	0	0	College of Architecture	79,660	0	0	0
College of Arts and Sciences	23	24	13	20	College of Arts and Sciences	7,565,098	8,383,132	3,264,531	7,072,994
College of Education	0	0	0	0	College of Education	192,000	68,832	0	122,659
College of Engineering	29	48	40	33	College of Engineering	10,903,993	17,132,724	13,139,706	12,919,768
College of Human Sciences	0	2	0	0	College of Human Sciences	0	447,106	158,645	0
College of Mass Communications	0	1	0	0	College of Mass Communications	120,648	19,177	0	0
Honors College	0	0	0	0	Honors College	120,648	0	0	0
Other Units and Activities	2	3	1	5	Other Units and Activities	1,198,732	1,428,232	208,486	1,440,515
School of Law	0	0	0	1	School of Law	0	0	0	204,720
University College	0	0	0	0	University College	0	0	0	136,687
Total	56	79	55	60	Total	21,169,167	28,037,002	17,978,219	22,096,828

Number of Awards received from NSF by Submitting Unit



Award Value received from NSF by Submitting Unit



Number of Awards received	FY09 thru Nov	FY10 thru Nov	FY11 thru Nov	FY12 thru Nov	Award Value	FY09 thru Nov	FY10 thru Nov	FY11 thru Nov	FY12 thru Nov
College of Ag Sci & Natural Resources	0	1	0	0	College of Ag Sci & Natural Resources	65,675	0	0	0
College of Arts and Sciences	12	6	8	1	College of Arts and Sciences	2,352,449	695,014	3,047,464	7,500
College of Education	1	0	0	0	College of Education	635,367	0	651,820	0
College of Engineering	4	5	9	2	College of Engineering	291,865	1,316,014	1,409,366	335,973
College of Mass Communications	0	1	1	0	College of Mass Communications	20,144	0	0	0
Other Units and Activities	0	2	1	2	Other Units and Activities	28,395	62,404	761,705	217,154
Rawls College of Business	0	0	0	0	Rawls College of Business	0	0	20,750	0
University College	1	0	0	0	University College	24,767	0	0	0
Total	18	14	20	5	Total	3,332,843	2,139,107	5,911,250	560,627