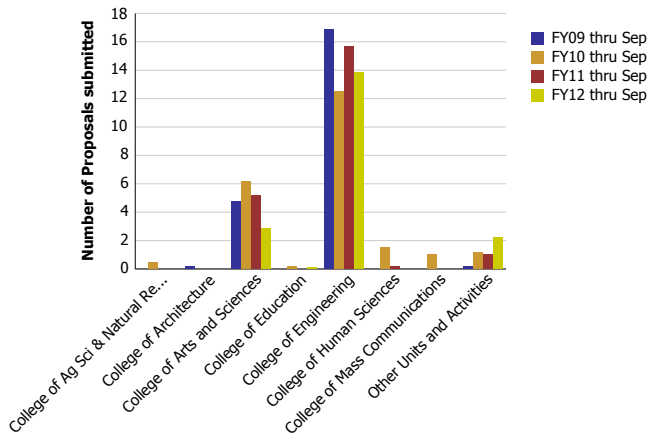
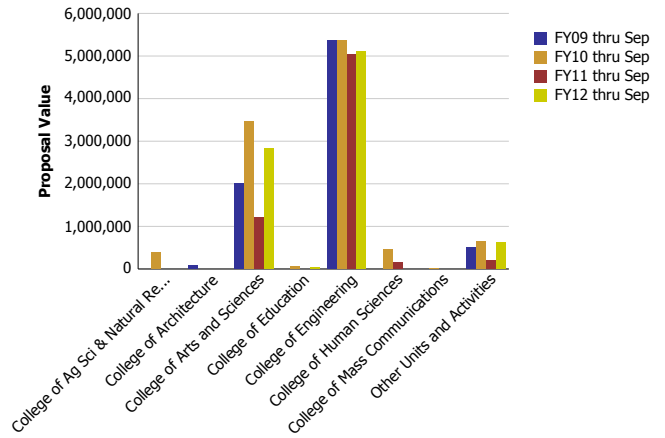


Research Metrics through September FY12 (by Submitting Unit) NSF

Number of Proposals submitted to NSF by Submitting Unit

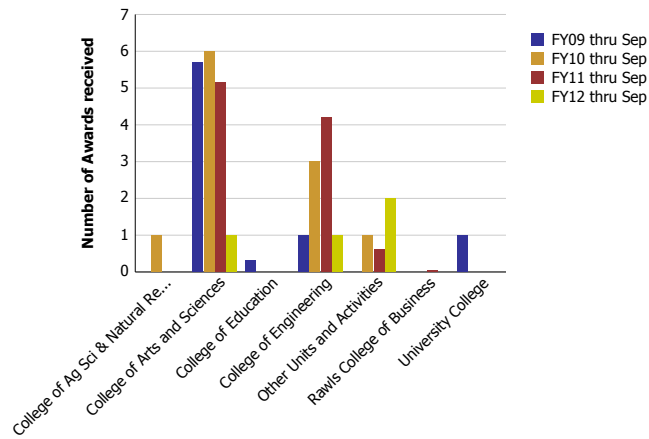


Proposal Value submitted to NSF by Submitting Unit

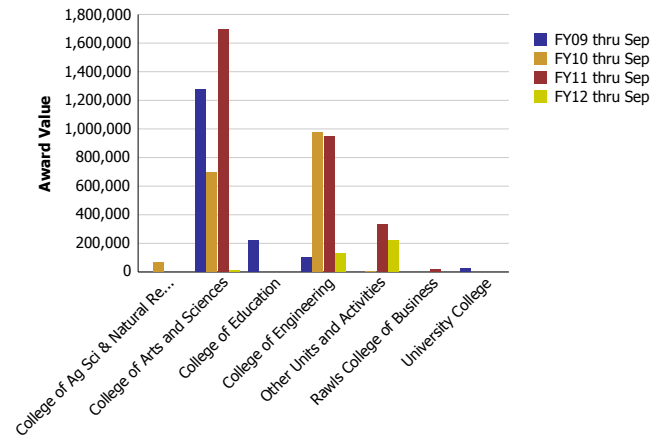


Number of Proposals submitted	FY09 thru Sep	FY10 thru Sep	FY11 thru Sep	FY12 thru Sep	Proposal Value	FY09 thru Sep	FY10 thru Sep	FY11 thru Sep	FY12 thru Sep
College of Ag Sci & Natural Resources		0			College of Ag Sci & Natural Resources		391,558		
College of Architecture	0				College of Architecture	79,660			
College of Arts and Sciences	5	6	5	3	College of Arts and Sciences	2,005,826	3,458,782	1,209,582	2,817,979
College of Education		0		0	College of Education		68,832		35,495
College of Engineering	17	13	16	14	College of Engineering	5,357,366	5,363,735	5,030,114	5,106,797
College of Human Sciences		2	0		College of Human Sciences		447,106	158,645	
College of Mass Communications		1			College of Mass Communications		19,177		
Other Units and Activities	0	1	1	2	Other Units and Activities	499,800	645,238	208,486	619,394
Total	22	23	22	19	Total	7,942,651	10,394,430	6,606,827	8,579,666

Number of Awards received from NSF by Submitting Unit



Award Value received from NSF by Submitting Unit



Number of Awards received	FY09 thru Sep	FY10 thru Sep	FY11 thru Sep	FY12 thru Sep	Award Value	FY09 thru Sep	FY10 thru Sep	FY11 thru Sep	FY12 thru Sep
College of Ag Sci & Natural Resources		1			College of Ag Sci & Natural Resources		65,675		
College of Arts and Sciences	6	6	5	1	College of Arts and Sciences	1,274,450	695,014	1,692,962	7,500
College of Education	0	0	0	0	College of Education	222,082			
College of Engineering	1	3	4	1	College of Engineering	99,986	976,120	946,995	132,773
Other Units and Activities		1	1	2	Other Units and Activities		5,225	332,710	217,154
Rawls College of Business			0		Rawls College of Business			20,750	
University College	1	0	0	0	University College	24,767			
Total	8	11	10	4	Total	1,621,285	1,742,034	2,993,418	357,427