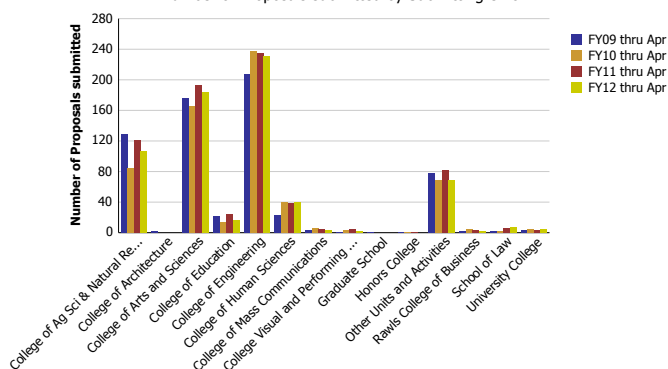


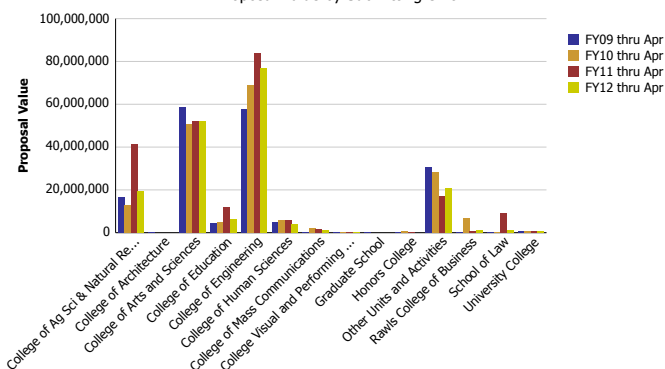
Research Metrics through April FY12 (by Submitting Unit)

Number of Proposals submitted by Submitting Unit



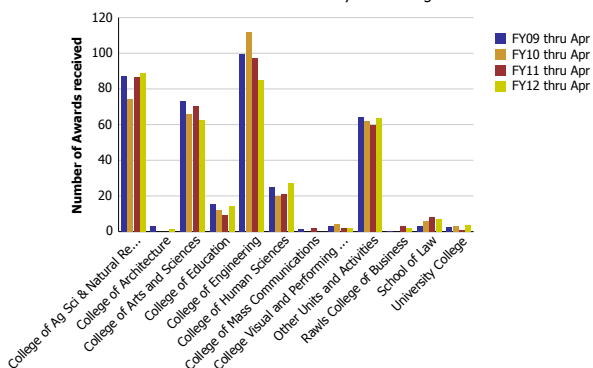
Number of Proposals submitted	FY09 thru Apr	FY10 thru Apr	FY11 thru Apr	FY12 thru Apr
College of Ag Sci & Natural Resources	129.26	84.53	120.97	106.81
College of Architecture	2.20			
College of Arts and Sciences	175.74	165.51	192.36	183.73
College of Education	21.14	14.30	24.14	16.93
College of Engineering	207.48	236.85	234.87	231.15
College of Human Sciences	22.85	39.38	38.20	39.33
College of Mass Communications	3.55	5.60	4.07	3.80
College Visual and Performing Arts	1.00	3.90	5.00	2.00
Graduate School	0.10			
Honors College	0.25	0.25	0.20	
Other Units and Activities	78.13	69.35	81.82	69.19
Rawls College of Business	1.80	4.05	3.88	2.30
School of Law	2.00	1.50	5.73	7.10
University College	3.50	4.78	2.76	4.66
Total	649	630	714	667

Proposal Value by Submitting Unit



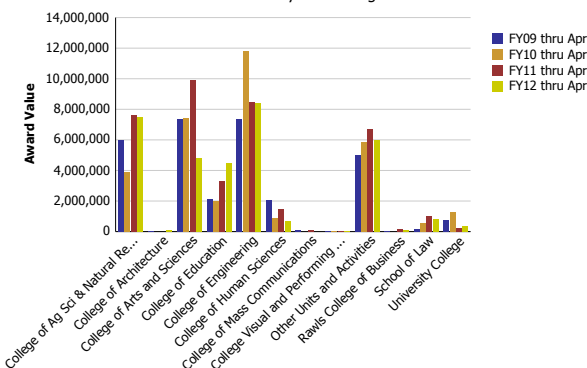
Proposal Value	FY09 thru Apr	FY10 thru Apr	FY11 thru Apr	FY12 thru Apr
College of Ag Sci & Natural Resources	16,606,910	12,689,476	41,154,103	19,184,102
College of Architecture	92,776			
College of Arts and Sciences	58,619,788	50,906,990	52,047,164	51,930,878
College of Education	4,557,433	4,691,120	11,741,147	6,138,622
College of Engineering	57,517,385	68,743,759	83,741,431	76,720,954
College of Human Sciences	5,038,447	5,774,157	6,027,333	3,954,305
College of Mass Communications	223,738	2,040,191	1,642,597	1,276,978
College Visual and Performing Arts	1,000	177,200	445,389	40,000
Graduate School	194,857			
Honors College	120,648	784,146	433,081	
Other Units and Activities	30,715,973	28,245,839	17,035,592	20,934,320
Rawls College of Business	231,055	6,989,930	482,860	1,324,776
School of Law	281,618	223,844	8,997,140	1,157,281
University College	479,664	612,362	710,425	741,749
Total	174,681,290	181,879,015	224,458,262	183,403,964

Number of Awards received by Submitting Unit



Number of Awards received	FY09 thru Apr	FY10 thru Apr	FY11 thru Apr	FY12 thru Apr
College of Ag Sci & Natural Resources	86.94	74.03	86.45	89.13
College of Architecture	3.00			1.50
College of Arts and Sciences	73.20	65.67	70.36	62.36
College of Education	15.61	12.26	9.44	14.30
College of Engineering	99.30	112.06	97.29	84.96
College of Human Sciences	24.80	20.12	21.05	27.40
College of Mass Communications	1.25		2.00	
College Visual and Performing Arts	3.00	4.00	2.00	2.00
Other Units and Activities	64.32	61.83	59.50	63.80
Rawls College of Business	0.05		2.96	2.00
School of Law	3.00	6.00	8.25	7.00
University College	2.53	3.03	0.70	3.55
Total	377	359	360	358

Award Value by Submitting Unit



Award Value	FY09 thru Apr	FY10 thru Apr	FY11 thru Apr	FY12 thru Apr
College of Ag Sci & Natural Resources	5,982,673	3,882,170	7,630,879	7,500,292
College of Architecture	10,582			92,318
College of Arts and Sciences	7,375,588	7,407,307	9,890,370	4,836,625
College of Education	2,124,172	2,021,783	3,332,059	4,469,551
College of Engineering	7,342,858	11,829,523	8,498,418	8,405,501
College of Human Sciences	2,051,251	901,363	1,460,499	664,884
College of Mass Communications	68,503		67,644	
College Visual and Performing Arts	41,000	60,000	30,500	40,000
Other Units and Activities	4,974,965	5,825,790	6,682,045	5,960,255
Rawls College of Business	50,000		169,799	67,052
School of Law	165,232	573,299	990,765	846,095
University College	729,309	1,307,853	217,592	357,567
Total	30,916,133	33,809,088	38,970,570	33,240,141