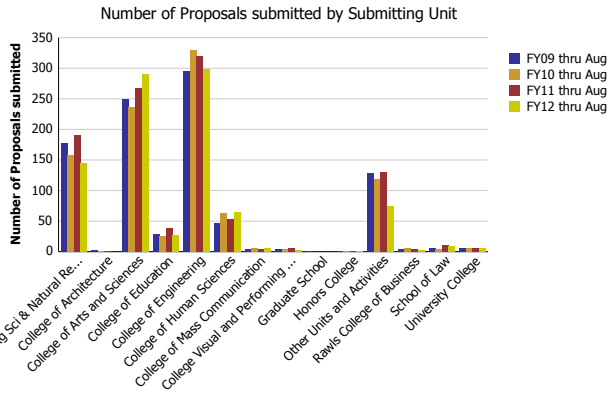
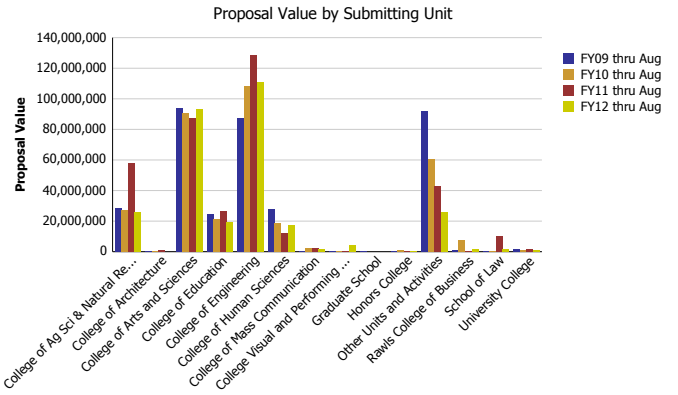


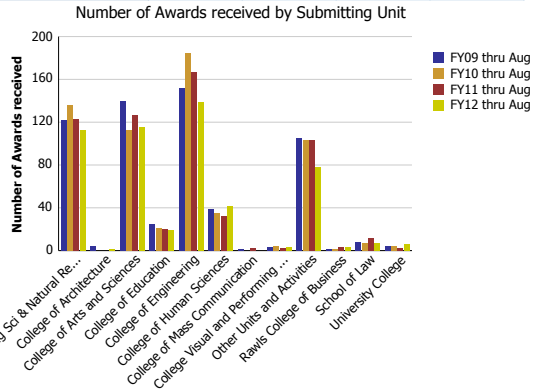
Research Metrics through August FY12 (by Submitting Unit)



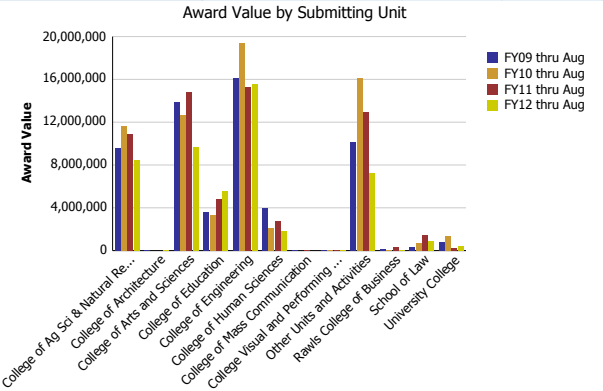
Number of Proposals submitted	FY09 thru Aug	FY10 thru Aug	FY11 thru Aug	FY12 thru Aug
College of Ag Sci & Natural Resources	178.20	157.73	190.87	144.96
College of Architecture	3.20	0.40	1.50	
College of Arts and Sciences	250.02	236.61	267.78	290.83
College of Education	27.84	26.06	38.51	26.85
College of Engineering	295.28	330.13	320.42	298.64
College of Human Sciences	46.95	62.71	53.50	63.79
College of Mass Communication	3.65	5.60	4.83	5.80
College Visual and Performing Arts	4.00	4.90	6.00	3.17
Graduate School	0.10			
Honors College	0.25	0.25	0.20	1.00
Other Units and Activities	127.66	119.08	130.22	75.20
Rawls College of Business	3.85	6.05	4.03	2.30
School of Law	5.00	3.50	10.98	9.10
University College	5.00	5.98	6.16	6.36
Total	951	959	1,035	928



Proposal Value	FY09 thru Aug	FY10 thru Aug	FY11 thru Aug	FY12 thru Aug
College of Ag Sci & Natural Resources	28,727,834	26,929,007	57,747,370	25,997,247
College of Architecture	117,543	79,928	730,980	
College of Arts and Sciences	94,181,630	90,851,603	87,467,665	92,991,625
College of Education	24,706,155	21,526,152	26,404,247	19,614,769
College of Engineering	87,155,214	108,539,474	128,428,962	111,195,155
College of Human Sciences	27,505,615	18,613,820	11,866,796	17,489,532
College of Mass Communication	252,848	2,040,191	2,542,305	1,729,964
College Visual and Performing Arts	60,000	187,200	452,389	4,215,720
Graduate School	194,857			
Honors College	120,648	784,146	433,081	37,456
Other Units and Activities	91,717,474	60,822,659	42,885,892	25,896,055
Rawls College of Business	725,653	7,354,006	551,238	1,324,776
School of Law	473,941	417,123	9,834,280	1,357,201
University College	1,830,051	665,862	1,552,001	1,201,342
Total	357,769,462	338,811,171	370,897,207	303,050,843



Number of Awards received	FY09 thru Aug	FY10 thru Aug	FY11 thru Aug	FY12 thru Aug
College of Ag Sci & Natural Resources	121.64	135.71	122.45	112.38
College of Architecture	4.00			1.50
College of Arts and Sciences	139.79	112.63	126.80	115.49
College of Education	24.66	21.41	20.38	19.45
College of Engineering	151.78	184.31	167.03	138.48
College of Human Sciences	38.92	34.92	32.05	41.50
College of Mass Communication	1.25		2.00	
College Visual and Performing Arts	3.00	4.00	2.00	3.00
Other Units and Activities	104.82	102.99	103.23	78.05
Rawls College of Business	1.05	1.00	3.36	3.00
School of Law	7.56	7.00	11.25	7.10
University College	4.53	4.03	2.45	6.05
Total	603	608	593	526



Award Value	FY09 thru Aug	FY10 thru Aug	FY11 thru Aug	FY12 thru Aug
College of Ag Sci & Natural Resources	9,573,872	11,668,679	10,876,333	8,464,444
College of Architecture	35,349			92,318
College of Arts and Sciences	13,894,938	12,645,520	14,768,427	9,672,248
College of Education	3,581,175	3,278,984	4,821,859	5,541,172
College of Engineering	16,137,104	19,421,554	15,282,067	15,516,438
College of Human Sciences	3,945,356	2,070,945	2,782,410	1,863,494
College of Mass Communication	68,503		67,644	
College Visual and Performing Arts	41,000	60,000	30,500	40,500
Other Units and Activities	10,113,609	16,088,643	12,921,971	7,242,421
Rawls College of Business	142,503	50,220	309,958	91,828
School of Law	374,818	673,299	1,406,531	876,092
University College	827,499	1,321,353	219,217	434,351
Total	58,735,726	67,279,197	63,486,917	49,835,306