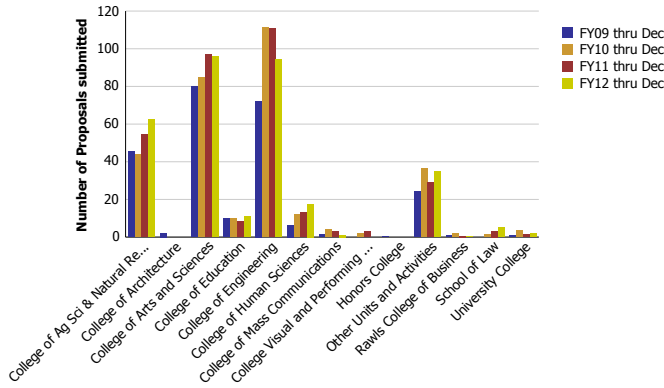
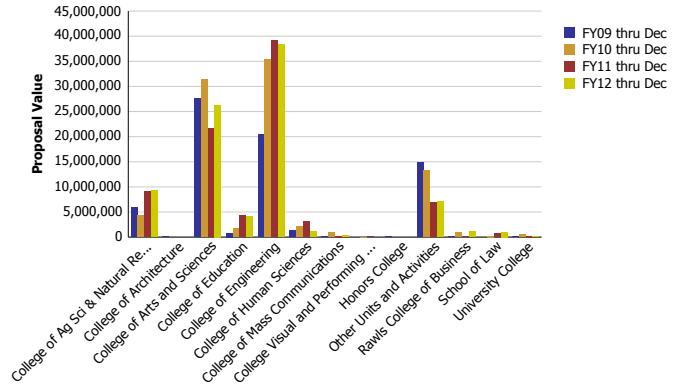


Research Metrics through December FY12 (by Submitting Unit)

Number of Proposals submitted by Submitting Unit



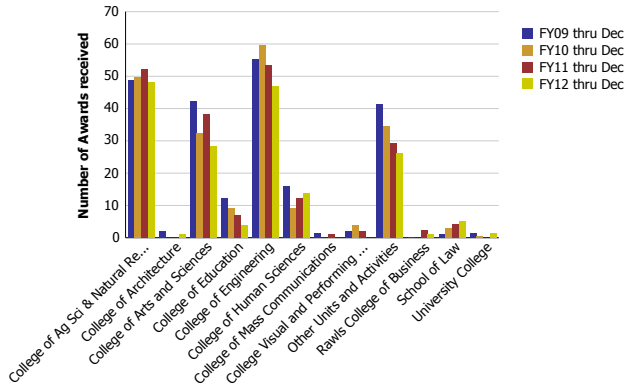
Proposal Value by Submitting Unit



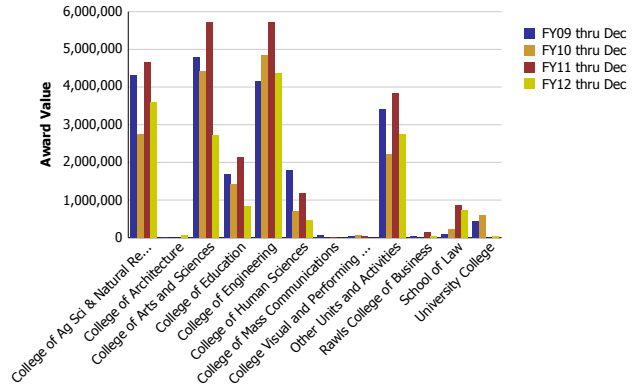
Number of Proposals submitted	FY09 thru Dec	FY10 thru Dec	FY11 thru Dec	FY12 thru Dec
College of Ag Sci & Natural Resources	46	44	55	62
College of Architecture	2			
College of Arts and Sciences	80	85	97	96
College of Education	10	10	8	11
College of Engineering	72	111	111	94
College of Human Sciences	6	12	13	18
College of Mass Communications	2	4	3	1
College Visual and Performing Arts		2	3	
Honors College	0			
Other Units and Activities	24	36	29	35
Rawls College of Business	1	2	1	0
School of Law		2	3	5
University College	1	4	2	2
Total	244	312	324	324

Proposal Value	FY09 thru Dec	FY10 thru Dec	FY11 thru Dec	FY12 thru Dec
College of Ag Sci & Natural Resources	5,913,412	4,315,115	9,068,172	9,332,502
College of Architecture	92,776			
College of Arts and Sciences	27,613,055	31,357,618	21,693,008	26,308,654
College of Education	833,692	1,742,530	4,374,050	4,122,035
College of Engineering	20,361,162	35,405,097	39,082,778	38,314,464
College of Human Sciences	1,238,231	2,136,971	3,167,174	1,106,087
College of Mass Communications	133,354	991,177	207,434	351,000
College Visual and Performing Arts		12,000	105,500	
Honors College	120,648			
Other Units and Activities	14,889,592	13,259,984	6,952,572	7,127,035
Rawls College of Business	43,789	893,928	104,778	1,050,000
School of Law		223,844	745,251	1,001,163
University College	51,000	551,384	230,309	150,562
Total	71,290,710	90,889,648	85,731,027	88,863,503

Number of Awards received by Submitting Unit



Award Value by Submitting Unit



Number of Awards received	FY09 thru Dec	FY10 thru Dec	FY11 thru Dec	FY12 thru Dec
College of Ag Sci & Natural Resources	49	50	52	48
College of Architecture	2			1
College of Arts and Sciences	42	32	38	28
College of Education	12	9	7	4
College of Engineering	55	60	53	47
College of Human Sciences	16	9	12	14
College of Mass Communications	1		1	
College Visual and Performing Arts	2	4	2	
Other Units and Activities	41	34	29	26
Rawls College of Business	0		2	1
School of Law	1	3	4	5
University College	2	1		2
Total	224	202	202	176

Award Value	FY09 thru Dec	FY10 thru Dec	FY11 thru Dec	FY12 thru Dec
College of Ag Sci & Natural Resources	4,305,407	2,741,741	4,669,910	3,595,731
College of Architecture	8,528			69,068
College of Arts and Sciences	4,794,229	4,428,846	5,725,962	2,709,052
College of Education	1,678,214	1,421,812	2,132,868	824,569
College of Engineering	4,143,613	4,833,701	5,714,000	4,356,993
College of Human Sciences	1,784,208	704,257	1,171,699	472,207
College of Mass Communications	68,503		20,144	
College Visual and Performing Arts	40,000	60,000	30,500	
Other Units and Activities	3,409,199	2,229,685	3,831,182	2,742,238
Rawls College of Business	50,000		142,901	42,276
School of Law	100,000	233,102	873,398	720,996
University College	447,834	600,000		36,334
Total	20,829,736	17,253,143	24,312,563	15,569,464