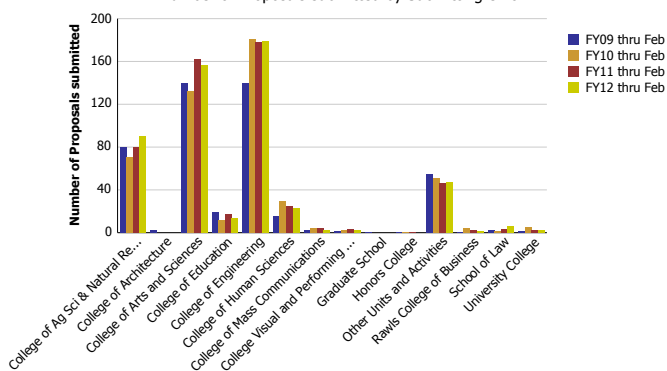


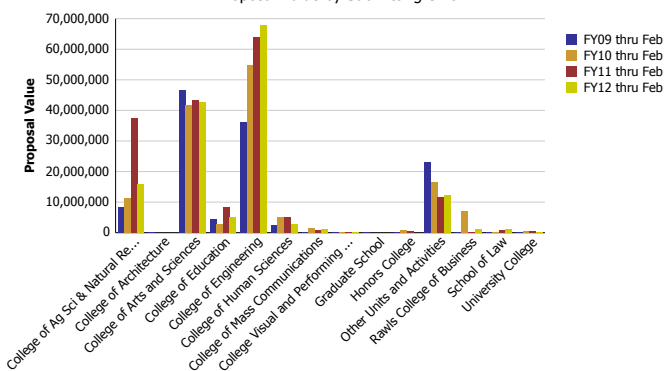
Research Metrics through February FY12 (by Submitting Unit)

Number of Proposals submitted by Submitting Unit



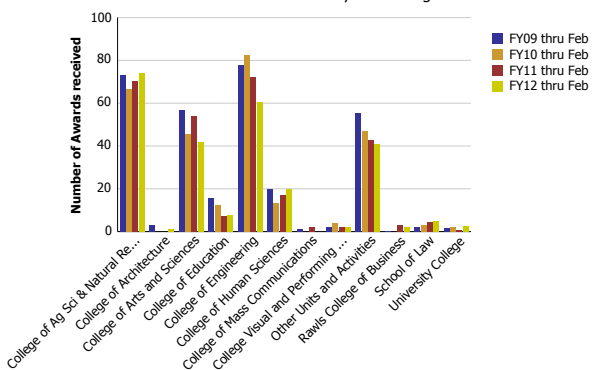
Number of Proposals submitted	FY09 thru Feb	FY10 thru Feb	FY11 thru Feb	FY12 thru Feb
College of Ag Sci & Natural Resources	79.61	70.18	79.52	90.41
College of Architecture	2.20			
College of Arts and Sciences	139.95	132.23	161.95	156.71
College of Education	19.04	11.30	17.64	13.50
College of Engineering	139.66	181.08	177.70	178.86
College of Human Sciences	15.45	29.23	25.12	23.33
College of Mass Communications	2.55	4.20	4.00	2.80
College Visual and Performing Arts	1.00	2.00	3.00	2.00
Graduate School	0.10			
Honors College	0.25	0.25	0.20	
Other Units and Activities	54.39	51.33	45.83	47.34
Rawls College of Business	0.80	4.00	2.63	1.30
School of Law	2.00	1.50	3.25	6.00
University College	1.00	4.70	2.16	2.75
Total	458	492	523	525

Proposal Value by Submitting Unit



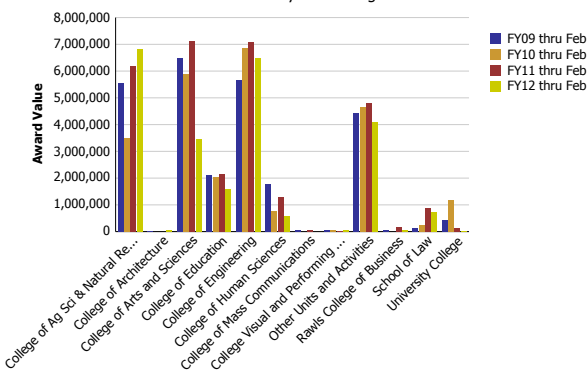
Proposal Value	FY09 thru Feb	FY10 thru Feb	FY11 thru Feb	FY12 thru Feb
College of Ag Sci & Natural Resources	8,272,164	11,407,430	37,502,291	15,991,680
College of Architecture	92,776			
College of Arts and Sciences	46,576,186	41,572,121	43,303,056	42,783,594
College of Education	4,329,228	2,693,774	8,322,128	4,954,272
College of Engineering	36,094,921	54,704,244	64,070,779	67,787,198
College of Human Sciences	2,471,833	4,975,602	5,046,498	2,698,437
College of Mass Communications	200,238	1,618,494	688,016	1,144,230
College Visual and Performing Arts	1,000	12,000	105,500	40,000
Graduate School	194,857			
Honors College	120,648	784,146	433,081	
Other Units and Activities	23,065,611	16,493,839	11,527,150	12,346,395
Rawls College of Business	43,789	6,954,930	137,277	1,074,776
School of Law	281,618	223,844	745,251	1,052,284
University College	51,000	600,362	546,590	152,142
Total	121,795,867	142,040,787	172,427,616	150,025,008

Number of Awards received by Submitting Unit



Number of Awards received	FY09 thru Feb	FY10 thru Feb	FY11 thru Feb	FY12 thru Feb
College of Ag Sci & Natural Resources	73.31	66.78	70.48	74.08
College of Architecture	3.00			1.00
College of Arts and Sciences	56.85	45.42	54.09	41.91
College of Education	15.61	12.26	7.04	7.90
College of Engineering	77.95	82.31	71.96	60.61
College of Human Sciences	20.00	13.12	17.12	19.90
College of Mass Communications	1.25		2.00	
College Visual and Performing Arts	2.00	4.00	2.00	2.00
Other Units and Activities	55.45	46.78	42.60	41.10
Rawls College of Business	0.05		2.96	2.00
School of Law	2.00	3.00	4.25	5.00
University College	1.53	2.33	0.50	2.50
Total	309	276	275	258

Award Value by Submitting Unit



Award Value	FY09 thru Feb	FY10 thru Feb	FY11 thru Feb	FY12 thru Feb
College of Ag Sci & Natural Resources	5,543,576	3,501,198	6,174,437	6,830,070
College of Architecture	10,582			69,068
College of Arts and Sciences	6,483,730	5,905,439	7,136,523	3,446,538
College of Education	2,124,172	2,021,783	2,132,868	1,606,330
College of Engineering	5,662,644	6,852,697	7,089,412	6,500,208
College of Human Sciences	1,787,349	773,999	1,307,208	594,223
College of Mass Communications	68,503		67,644	
College Visual and Performing Arts	40,000	60,000	30,500	40,000
Other Units and Activities	4,427,879	4,656,480	4,802,427	4,082,772
Rawls College of Business	50,000		169,799	67,052
School of Law	117,206	233,102	873,398	720,996
University College	447,834	1,181,116	135,000	37,914
Total	26,763,475	25,185,814	29,919,215	23,995,171