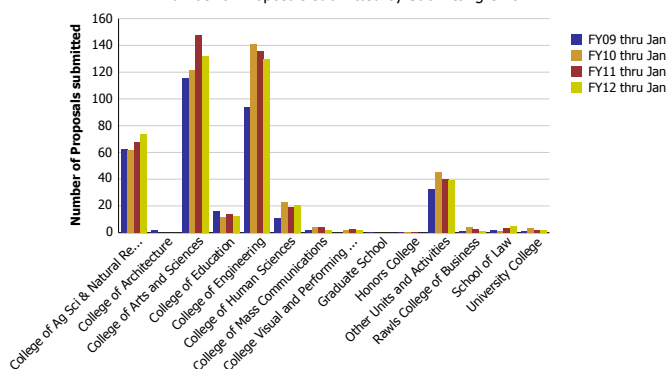
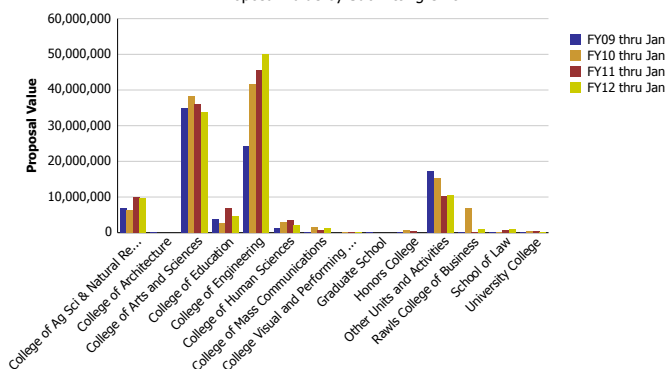


Research Metrics through January FY12 (by Submitting Unit)

Number of Proposals submitted by Submitting Unit



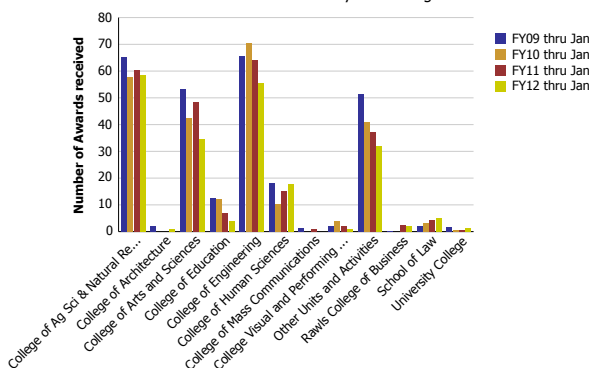
Proposal Value by Submitting Unit



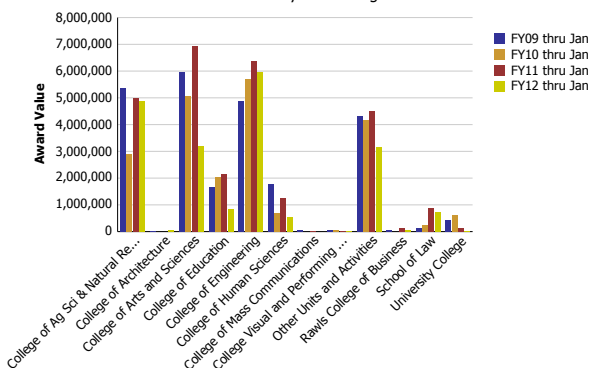
Number of Proposals submitted	FY09 thru Jan	FY10 thru Jan	FY11 thru Jan	FY12 thru Jan
College of Ag Sci & Natural Resources	62.27	61.55	67.77	73.56
College of Architecture	2.20			
College of Arts and Sciences	115.25	121.48	147.30	131.61
College of Education	16.19	11.30	13.68	12.40
College of Engineering	93.86	140.78	135.91	129.92
College of Human Sciences	10.95	22.96	19.02	20.60
College of Mass Communications	1.55	4.20	4.00	1.80
College Visual and Performing Arts		2.00	3.00	2.00
Graduate School	0.10			
Honors College	0.25	0.25	0.20	
Other Units and Activities	32.58	45.28	40.08	39.06
Rawls College of Business	0.80	4.00	2.63	1.30
School of Law	2.00	1.50	3.25	5.00
University College	1.00	3.70	2.16	1.75
Total	339	419	439	419

Proposal Value	FY09 thru Jan	FY10 thru Jan	FY11 thru Jan	FY12 thru Jan
College of Ag Sci & Natural Resources	6,999,955	6,325,142	10,005,480	9,722,271
College of Architecture	92,776			
College of Arts and Sciences	34,887,986	38,281,573	35,902,393	33,803,589
College of Education	3,864,811	2,693,774	7,001,577	4,547,035
College of Engineering	24,189,194	41,705,428	45,550,538	49,938,143
College of Human Sciences	1,406,215	2,878,382	3,423,652	2,096,728
College of Mass Communications	133,354	1,618,494	688,016	1,131,730
College Visual and Performing Arts		12,000	105,500	40,000
Graduate School	194,857			
Honors College	120,648	784,146	433,081	
Other Units and Activities	17,152,436	15,348,208	10,288,187	10,380,792
Rawls College of Business	43,789	6,954,930	137,277	1,074,776
School of Law	281,618	223,844	745,251	1,001,163
University College	51,000	551,384	546,590	150,562
Total	89,418,637	117,377,304	114,827,542	113,886,790

Number of Awards received by Submitting Unit



Award Value by Submitting Unit



Number of Awards received	FY09 thru Jan	FY10 thru Jan	FY11 thru Jan	FY12 thru Jan
College of Ag Sci & Natural Resources	65.31	57.58	60.23	58.58
College of Architecture	2.00			1.00
College of Arts and Sciences	53.35	42.30	48.34	34.66
College of Education	12.36	12.26	7.04	3.90
College of Engineering	65.70	70.34	63.96	55.36
College of Human Sciences	18.00	10.12	15.12	17.90
College of Mass Communications	1.25		1.00	
College Visual and Performing Arts	2.00	4.00	2.00	1.00
Other Units and Activities	51.45	40.80	37.26	32.10
Rawls College of Business	0.05		2.30	2.00
School of Law	2.00	3.00	4.25	5.00
University College	1.53	0.60	0.50	1.50
Total	275	241	242	213

Award Value	FY09 thru Jan	FY10 thru Jan	FY11 thru Jan	FY12 thru Jan
College of Ag Sci & Natural Resources	5,359,276	2,890,540	4,999,842	4,875,280
College of Architecture	8,528			69,068
College of Arts and Sciences	5,947,370	5,064,835	6,939,489	3,179,311
College of Education	1,678,214	2,021,783	2,132,868	824,569
College of Engineering	4,867,333	5,698,576	6,381,241	5,958,721
College of Human Sciences	1,779,699	708,707	1,249,713	530,635
College of Mass Communications	68,503		20,144	
College Visual and Performing Arts	40,000	60,000	30,500	30,000
Other Units and Activities	4,315,124	4,155,400	4,522,361	3,161,281
Rawls College of Business	50,000		142,901	67,052
School of Law	117,206	233,102	873,398	720,996
University College	447,834	600,000	135,000	36,334
Total	24,679,088	21,432,943	27,427,456	19,453,247