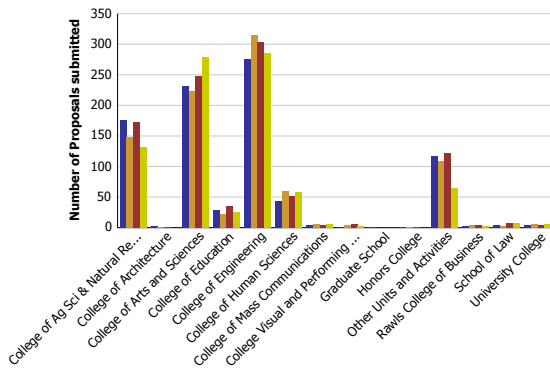
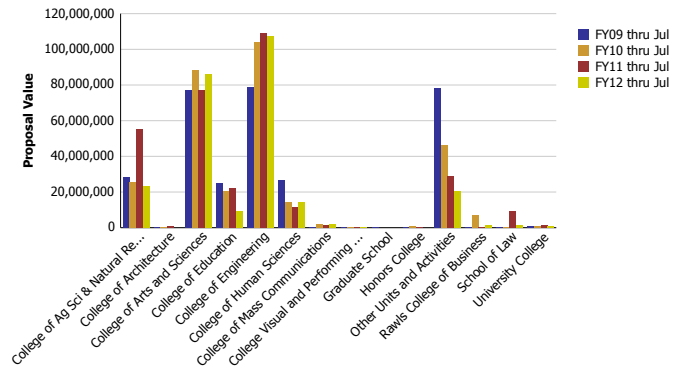


## Research Metrics through July FY12 (by Submitting Unit)

Number of Proposals submitted by Submitting Unit



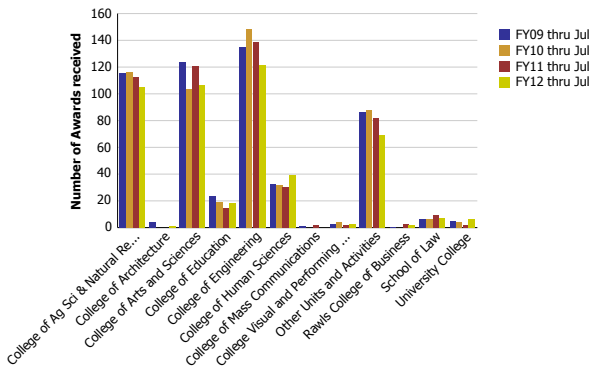
Proposal Value by Submitting Unit



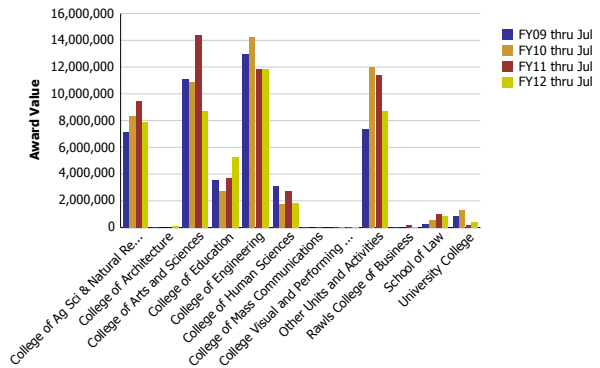
Number of Proposals submitted	FY09 thru Jul	FY10 thru Jul	FY11 thru Jul	FY12 thru Jul
College of Ag Sci & Natural Resources	175.85	148.36	173.32	131.71
College of Architecture	3.20	0.40	1.50	
College of Arts and Sciences	231.42	222.95	247.38	279.41
College of Education	27.84	22.06	35.26	24.93
College of Engineering	275.07	315.41	303.22	285.64
College of Human Sciences	43.95	59.71	52.25	58.67
College of Mass Communications	3.65	5.60	4.07	5.80
College Visual and Performing Arts	1.00	4.90	6.00	3.00
Graduate School	0.10			
Honors College	0.25	0.25	0.20	
Other Units and Activities	117.67	108.83	122.03	64.42
Rawls College of Business	2.80	4.05	4.03	2.30
School of Law	4.00	2.50	7.98	8.10
University College	4.20	5.98	4.76	6.02
<b>Total</b>	<b>891</b>	<b>901</b>	<b>962</b>	<b>870</b>

Proposal Value	FY09 thru Jul	FY10 thru Jul	FY11 thru Jul	FY12 thru Jul
College of Ag Sci & Natural Resources	28,427,934	25,490,280	55,329,527	23,095,626
College of Architecture	117,543	79,928	730,980	
College of Arts and Sciences	77,323,267	88,170,331	77,223,718	86,162,860
College of Education	24,706,155	20,467,952	21,892,117	9,244,521
College of Engineering	78,867,112	104,196,329	109,216,417	107,562,661
College of Human Sciences	26,863,487	14,069,533	11,778,666	14,493,447
College of Mass Communications	252,848	2,040,191	1,642,597	1,729,964
College Visual and Performing Arts	1,000	187,200	452,389	40,500
Graduate School	194,857			
Honors College	120,648	784,146	433,081	
Other Units and Activities	78,129,719	46,387,240	28,829,347	20,474,254
Rawls College of Business	384,499	6,989,930	551,238	1,324,776
School of Law	416,614	288,128	9,447,348	1,257,281
University College	830,051	665,862	1,170,646	985,680
<b>Total</b>	<b>316,635,733</b>	<b>309,817,050</b>	<b>318,698,073</b>	<b>266,371,570</b>

Number of Awards received by Submitting Unit



Award Value by Submitting Unit



Number of Awards received	FY09 thru Jul	FY10 thru Jul	FY11 thru Jul	FY12 thru Jul
College of Ag Sci & Natural Resources	115.44	116.21	112.45	105.38
College of Architecture	4.00			1.50
College of Arts and Sciences	123.54	103.88	120.63	106.24
College of Education	23.66	19.41	14.38	18.30
College of Engineering	134.73	148.56	138.58	121.73
College of Human Sciences	32.80	31.92	30.05	39.50
College of Mass Communications	1.25		2.00	
College Visual and Performing Arts	3.00	4.00	2.00	3.00
Other Units and Activities	86.44	87.99	82.00	69.30
Rawls College of Business	0.05		2.96	2.00
School of Law	6.56	6.00	9.25	7.00
University College	4.53	4.03	1.70	6.05
<b>Total</b>	<b>536</b>	<b>522</b>	<b>516</b>	<b>480</b>

Award Value	FY09 thru Jul	FY10 thru Jul	FY11 thru Jul	FY12 thru Jul
College of Ag Sci & Natural Resources	7,125,965	8,323,513	9,436,755	7,888,845
College of Architecture	35,349			92,318
College of Arts and Sciences	11,139,992	10,903,536	14,368,746	8,692,905
College of Education	3,552,714	2,741,984	3,704,454	5,293,384
College of Engineering	12,937,225	14,246,102	11,855,699	11,860,264
College of Human Sciences	3,130,052	1,788,337	2,750,199	1,860,326
College of Mass Communications	68,503		67,644	
College Visual and Performing Arts	41,000	60,000	30,500	40,500
Other Units and Activities	7,354,551	11,967,013	11,411,045	8,678,968
Rawls College of Business	50,000		169,799	67,052
School of Law	295,016	573,299	1,024,151	846,095
University College	827,499	1,321,353	183,592	434,351
<b>Total</b>	<b>46,557,867</b>	<b>51,925,137</b>	<b>55,002,583</b>	<b>45,755,009</b>