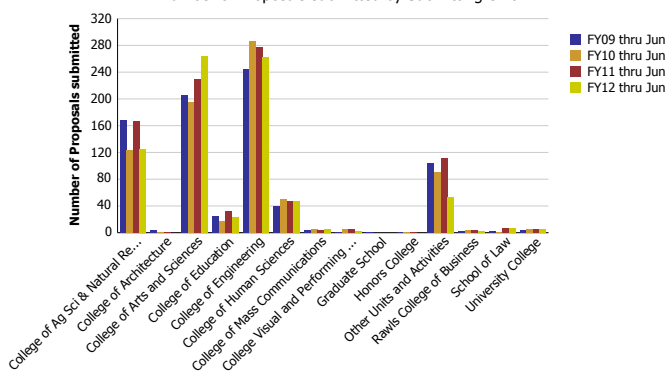


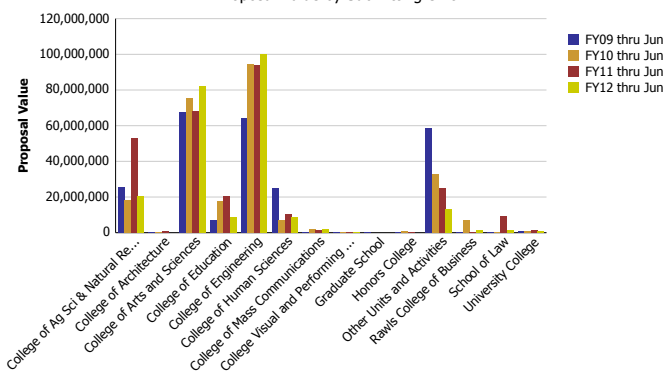
Research Metrics through June FY12 (by Submitting Unit)

Number of Proposals submitted by Submitting Unit



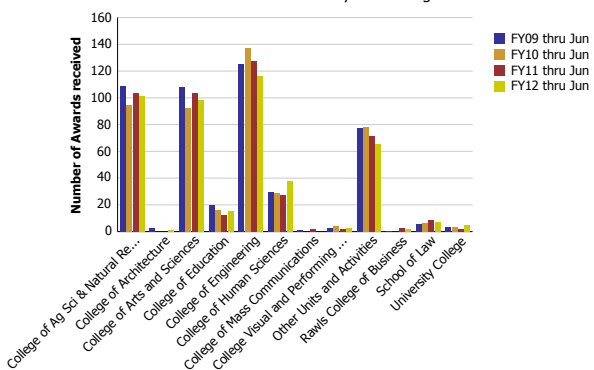
Number of Proposals submitted	FY09 thru Jun	FY10 thru Jun	FY11 thru Jun	FY12 thru Jun
College of Ag Sci & Natural Resources	167.83	123.91	166.27	124.71
College of Architecture	3.20	0.40	0.50	
College of Arts and Sciences	205.87	195.53	229.65	264.40
College of Education	24.84	17.86	32.24	22.93
College of Engineering	244.44	287.08	277.32	262.43
College of Human Sciences	38.95	49.86	47.25	47.67
College of Mass Communications	3.55	5.60	4.07	5.80
College Visual and Performing Arts	1.00	4.90	6.00	3.00
Graduate School	0.10			
Honors College	0.25	0.25	0.20	
Other Units and Activities	103.97	91.08	110.73	52.75
Rawls College of Business	2.80	4.05	4.03	2.30
School of Law	3.00	1.50	6.98	7.10
University College	4.20	4.98	4.76	5.91
Total	804	787	890	799

Proposal Value by Submitting Unit



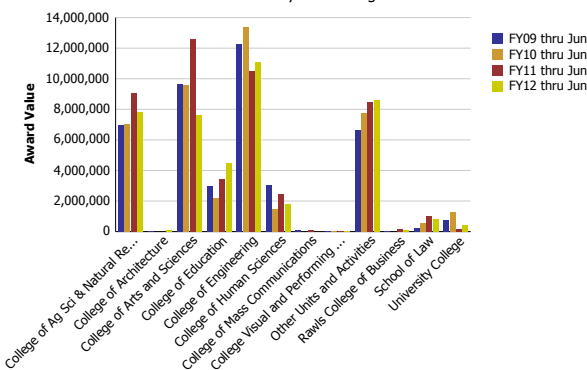
Proposal Value	FY09 thru Jun	FY10 thru Jun	FY11 thru Jun	FY12 thru Jun
College of Ag Sci & Natural Resources	25,726,670	18,152,246	52,881,618	20,634,940
College of Architecture	117,543	79,928	712,890	
College of Arts and Sciences	67,324,575	75,641,355	68,095,912	81,886,036
College of Education	7,221,924	17,745,986	20,218,002	8,737,561
College of Engineering	64,460,019	94,540,615	93,941,347	99,905,363
College of Human Sciences	25,030,202	7,224,085	10,471,611	8,588,061
College of Mass Communications	223,738	2,040,191	1,642,597	1,729,964
College Visual and Performing Arts	1,000	187,200	452,389	40,500
Graduate School	194,857			
Honors College	120,648	784,146	433,081	
Other Units and Activities	58,705,998	32,891,579	24,800,322	13,096,551
Rawls College of Business	384,499	6,989,930	551,238	1,324,776
School of Law	336,812	223,844	9,347,348	1,157,281
University College	830,051	652,362	1,170,646	875,680
Total	250,678,534	257,153,467	284,719,003	237,976,712

Number of Awards received by Submitting Unit



Number of Awards received	FY09 thru Jun	FY10 thru Jun	FY11 thru Jun	FY12 thru Jun
College of Ag Sci & Natural Resources	108.44	94.27	103.45	101.38
College of Architecture	3.00			1.50
College of Arts and Sciences	107.85	92.08	103.66	98.01
College of Education	19.51	16.26	12.54	15.30
College of Engineering	124.97	137.21	127.74	116.06
College of Human Sciences	29.80	28.92	27.05	37.40
College of Mass Communications	1.25		2.00	
College Visual and Performing Arts	3.00	4.00	2.00	3.00
Other Units and Activities	77.04	78.23	71.65	65.30
Rawls College of Business	0.05		2.96	2.00
School of Law	5.56	6.00	8.25	7.00
University College	3.53	3.03	1.70	5.05
Total	484	460	463	452

Award Value by Submitting Unit



Award Value	FY09 thru Jun	FY10 thru Jun	FY11 thru Jun	FY12 thru Jun
College of Ag Sci & Natural Resources	6,976,527	7,058,294	9,067,547	7,805,337
College of Architecture	10,582			92,318
College of Arts and Sciences	9,659,150	9,567,482	12,595,425	7,633,199
College of Education	2,954,909	2,195,372	3,443,157	4,484,551
College of Engineering	12,294,051	13,348,701	10,509,447	11,070,405
College of Human Sciences	3,072,061	1,476,728	2,421,263	1,814,654
College of Mass Communications	68,503		67,644	
College Visual and Performing Arts	41,000	60,000	30,500	40,500
Other Units and Activities	6,640,579	7,754,877	8,460,552	8,575,343
Rawls College of Business	50,000		169,799	67,052
School of Law	239,822	573,299	990,765	846,095
University College	776,499	1,307,853	183,592	427,642
Total	42,783,683	43,342,606	47,939,691	42,857,096