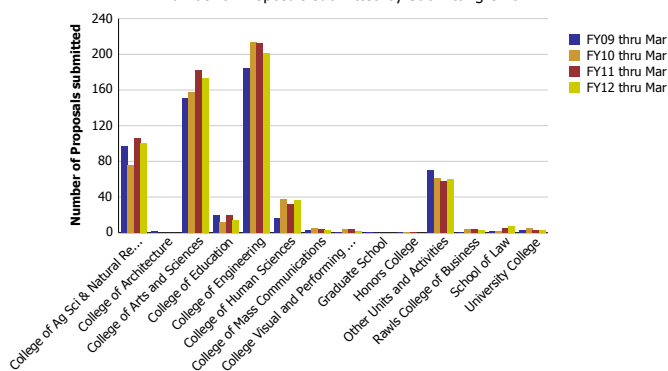


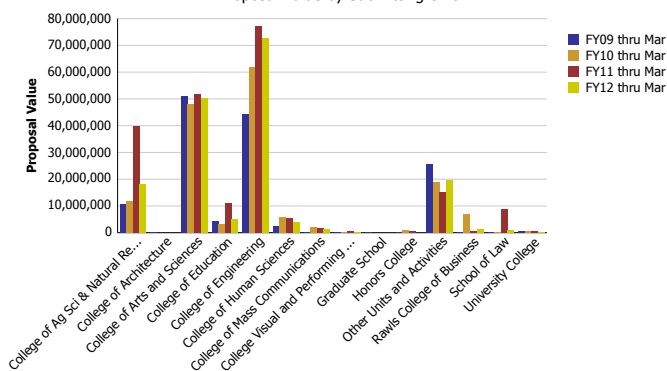
## Research Metrics through March FY12 (by Submitting Unit)

Number of Proposals submitted by Submitting Unit



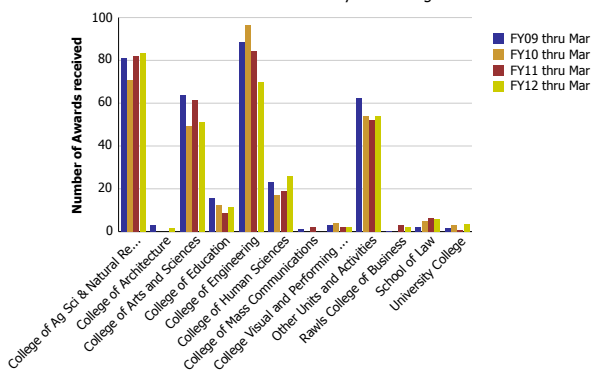
Number of Proposals submitted	FY09 thru Mar	FY10 thru Mar	FY11 thru Mar	FY12 thru Mar
College of Ag Sci & Natural Resources	96.76	75.18	105.97	100.16
College of Architecture	2.20			
College of Arts and Sciences	150.65	157.28	182.53	173.58
College of Education	19.14	12.30	19.81	14.50
College of Engineering	183.91	213.78	212.93	201.14
College of Human Sciences	16.25	37.18	31.92	36.33
College of Mass Communications	2.55	5.60	4.07	2.80
College Visual and Performing Arts	1.00	3.90	4.00	2.00
Graduate School	0.10			
Honors College	0.25	0.25	0.20	
Other Units and Activities	69.89	61.33	58.10	60.44
Rawls College of Business	0.80	4.00	3.88	2.30
School of Law	2.00	1.50	4.83	7.00
University College	2.50	4.70	2.76	2.75
<b>Total</b>	<b>548</b>	<b>577</b>	<b>631</b>	<b>603</b>

Proposal Value by Submitting Unit



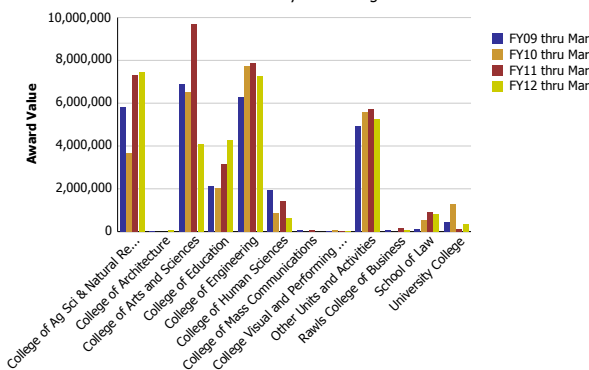
Proposal Value	FY09 thru Mar	FY10 thru Mar	FY11 thru Mar	FY12 thru Mar
College of Ag Sci & Natural Resources	10,835,255	11,902,118	39,800,551	18,258,706
College of Architecture	92,776			
College of Arts and Sciences	50,967,228	47,935,111	51,747,696	50,331,887
College of Education	4,343,723	3,093,754	11,106,123	5,220,289
College of Engineering	44,195,002	61,869,496	77,282,045	72,584,227
College of Human Sciences	2,562,855	5,613,710	5,523,095	3,810,912
College of Mass Communications	200,238	2,040,191	1,642,597	1,146,430
College Visual and Performing Arts	1,000	177,200	423,020	40,000
Graduate School	194,857			
Honors College	120,648	784,146	433,081	
Other Units and Activities	25,578,643	18,786,357	14,988,167	19,734,029
Rawls College of Business	43,789	6,954,930	482,860	1,324,776
School of Law	281,618	223,844	8,704,641	1,127,284
University College	432,474	600,362	710,425	152,142
<b>Total</b>	<b>139,850,104</b>	<b>159,981,220</b>	<b>212,844,301</b>	<b>173,730,682</b>

Number of Awards received by Submitting Unit



Number of Awards received	FY09 thru Mar	FY10 thru Mar	FY11 thru Mar	FY12 thru Mar
College of Ag Sci & Natural Resources	80.94	70.78	82.05	83.48
College of Architecture	3.00			1.50
College of Arts and Sciences	63.85	49.42	61.36	51.21
College of Education	15.61	12.26	8.44	11.60
College of Engineering	88.45	96.31	84.29	69.96
College of Human Sciences	23.00	17.12	19.05	25.90
College of Mass Communications	1.25		2.00	
College Visual and Performing Arts	3.00	4.00	2.00	2.00
Other Units and Activities	62.32	54.08	52.10	53.80
Rawls College of Business	0.05		2.96	2.00
School of Law	2.00	5.00	6.25	6.00
University College	1.53	3.03	0.50	3.55
<b>Total</b>	<b>345</b>	<b>312</b>	<b>321</b>	<b>311</b>

Award Value by Submitting Unit



Award Value	FY09 thru Mar	FY10 thru Mar	FY11 thru Mar	FY12 thru Mar
College of Ag Sci & Natural Resources	5,827,998	3,646,778	7,317,152	7,434,691
College of Architecture	10,582			92,318
College of Arts and Sciences	6,896,400	6,522,551	9,710,956	4,099,881
College of Education	2,124,172	2,021,783	3,131,686	4,267,051
College of Engineering	6,272,932	7,737,539	7,852,622	7,281,956
College of Human Sciences	1,957,616	881,705	1,434,813	645,879
College of Mass Communications	68,503		67,644	
College Visual and Performing Arts	41,000	60,000	30,500	40,000
Other Units and Activities	4,950,688	5,571,532	5,744,532	5,268,085
Rawls College of Business	50,000		169,799	67,052
School of Law	117,206	524,182	934,298	795,996
University College	447,834	1,307,853	135,000	357,567
<b>Total</b>	<b>28,764,931</b>	<b>28,273,923</b>	<b>36,529,002</b>	<b>30,350,477</b>