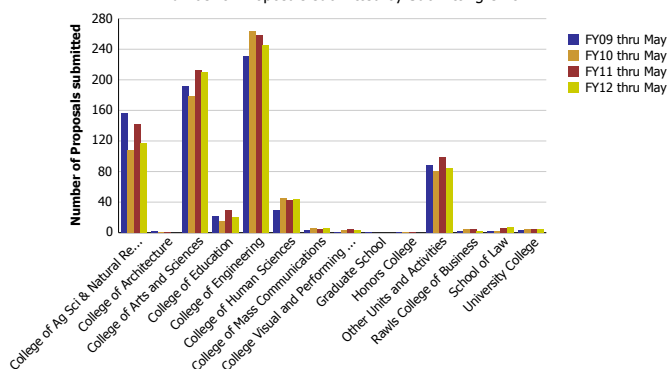


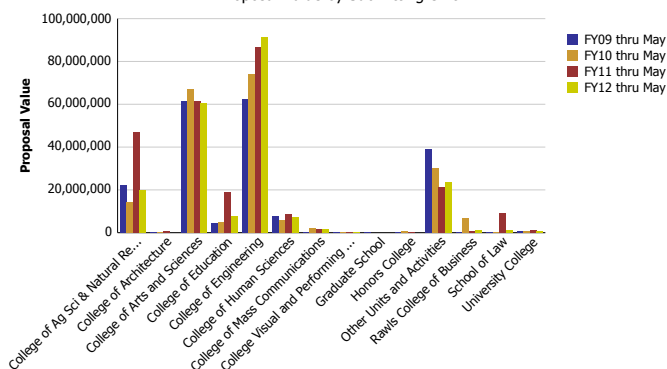
## Research Metrics through May FY12 (by Submitting Unit)

Number of Proposals submitted by Submitting Unit



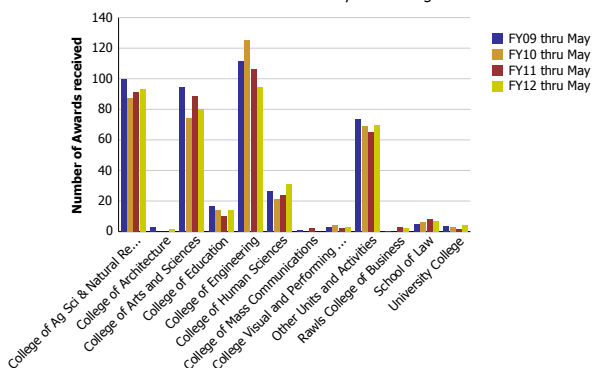
Number of Proposals submitted	FY09 thru May	FY10 thru May	FY11 thru May	FY12 thru May
College of Ag Sci & Natural Resources	156.73	108.55	141.47	117.71
College of Architecture	2.20	0.40	0.50	
College of Arts and Sciences	191.08	178.23	212.73	210.16
College of Education	21.34	15.36	29.49	20.43
College of Engineering	230.43	263.57	257.92	245.30
College of Human Sciences	29.97	44.71	42.25	44.33
College of Mass Communications	3.55	5.60	4.07	5.80
College Visual and Performing Arts	1.00	3.90	5.00	3.00
Graduate School	0.10			
Honors College	0.25	0.25	0.20	
Other Units and Activities	88.75	80.90	98.35	83.96
Rawls College of Business	1.80	4.05	4.03	2.30
School of Law	2.00	1.50	5.98	7.10
University College	3.80	4.98	4.01	4.91
<b>Total</b>	<b>733</b>	<b>712</b>	<b>806</b>	<b>745</b>

Proposal Value by Submitting Unit



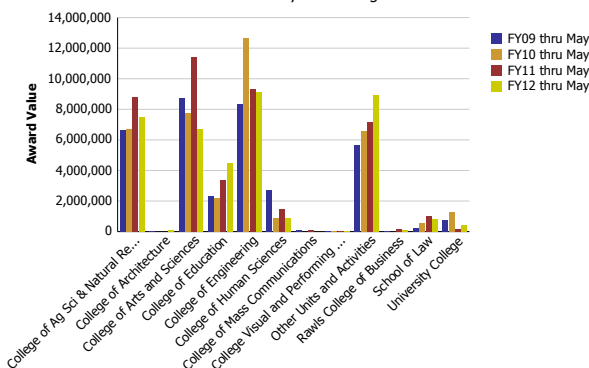
Proposal Value	FY09 thru May	FY10 thru May	FY11 thru May	FY12 thru May
College of Ag Sci & Natural Resources	22,153,476	14,331,413	47,042,202	19,640,510
College of Architecture	92,776	79,928	712,890	
College of Arts and Sciences	61,525,769	67,119,635	61,300,271	60,341,992
College of Education	4,609,422	4,704,320	19,026,690	7,607,579
College of Engineering	62,157,626	74,234,960	86,853,106	91,536,971
College of Human Sciences	7,756,815	6,047,115	8,846,216	7,135,640
College of Mass Communications	223,738	2,040,191	1,642,597	1,729,964
College Visual and Performing Arts	1,000	177,200	445,389	40,500
Graduate School	194,857			
Honors College	120,648	784,146	433,081	
Other Units and Activities	39,224,216	30,114,045	21,143,108	23,522,681
Rawls College of Business	231,055	6,989,930	551,238	1,324,776
School of Law	281,618	223,844	9,292,162	1,157,281
University College	591,123	652,362	1,133,146	863,680
<b>Total</b>	<b>199,164,138</b>	<b>207,499,089</b>	<b>258,422,098</b>	<b>214,901,575</b>

Number of Awards received by Submitting Unit



Number of Awards received	FY09 thru May	FY10 thru May	FY11 thru May	FY12 thru May
College of Ag Sci & Natural Resources	99.94	87.27	91.45	93.13
College of Architecture	3.00		1.50	
College of Arts and Sciences	94.36	73.93	88.36	79.86
College of Education	16.94	14.26	9.94	14.30
College of Engineering	111.81	125.56	106.29	94.46
College of Human Sciences	26.80	21.12	24.05	31.40
College of Mass Communications	1.25		2.00	
College Visual and Performing Arts	3.00	4.00	2.00	3.00
Other Units and Activities	73.32	68.83	65.00	69.80
Rawls College of Business	0.05		2.96	2.00
School of Law	5.00	6.00	8.25	7.00
University College	3.53	3.03	1.70	4.55
<b>Total</b>	<b>439</b>	<b>404</b>	<b>402</b>	<b>401</b>

Award Value by Submitting Unit



Award Value	FY09 thru May	FY10 thru May	FY11 thru May	FY12 thru May
College of Ag Sci & Natural Resources	6,647,154	6,698,051	8,827,856	7,518,482
College of Architecture	10,582		92,318	
College of Arts and Sciences	8,757,563	7,771,119	11,395,612	6,717,001
College of Education	2,326,070	2,160,674	3,362,059	4,469,551
College of Engineering	8,336,655	12,656,125	9,322,011	9,131,009
College of Human Sciences	2,713,157	902,213	1,480,902	858,455
College of Mass Communications	68,503		67,644	
College Visual and Performing Arts	41,000	60,000	30,500	40,500
Other Units and Activities	5,638,280	6,551,837	7,133,031	8,956,189
Rawls College of Business	50,000		169,799	67,052
School of Law	213,365	573,299	990,765	846,095
University College	776,499	1,307,853	183,592	415,567
<b>Total</b>	<b>35,578,828</b>	<b>38,681,171</b>	<b>42,963,770</b>	<b>39,112,220</b>