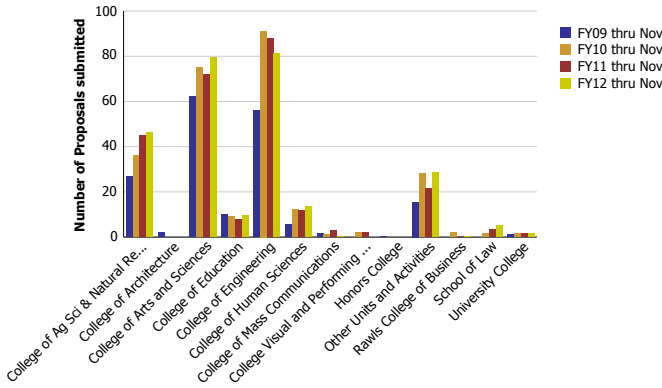
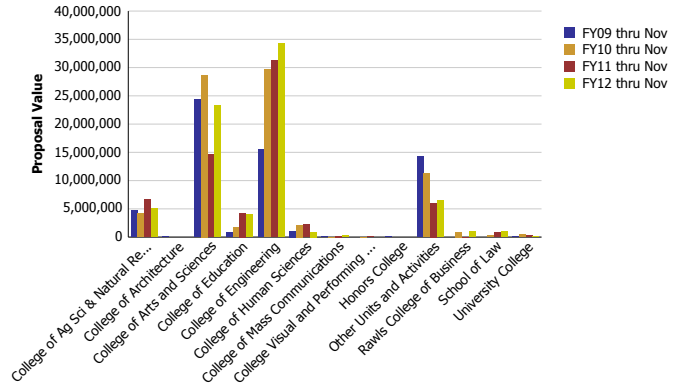


## Research Metrics through November FY12 (by Submitting Unit)

Number of Proposals submitted by Submitting Unit



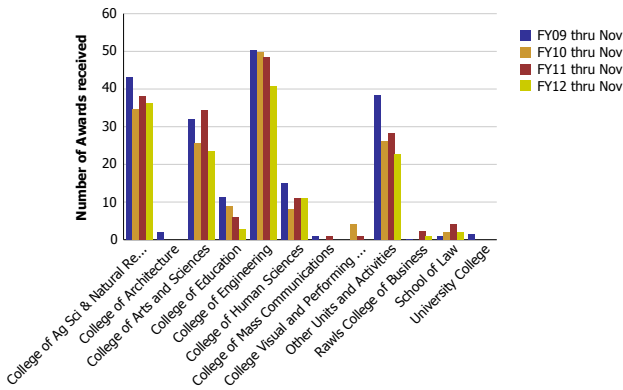
Proposal Value by Submitting Unit



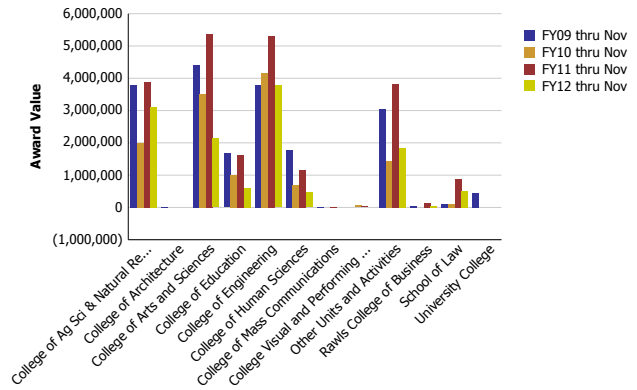
Number of Proposals submitted	FY09 thru Nov	FY10 thru Nov	FY11 thru Nov	FY12 thru Nov
College of Ag Sci & Natural Resources	27	36	45	46
College of Architecture	2			
College of Arts and Sciences	62	75	72	80
College of Education	10	9	8	10
College of Engineering	56	91	88	81
College of Human Sciences	5	12	12	14
College of Mass Communications	2	1	3	0
College Visual and Performing Arts		2	2	
Honors College	0			
Other Units and Activities	16	28	22	29
Rawls College of Business		2	0	0
School of Law		2	3	5
University College	1	2	2	2
<b>Total</b>	<b>181</b>	<b>260</b>	<b>256</b>	<b>266</b>

Proposal Value	FY09 thru Nov	FY10 thru Nov	FY11 thru Nov	FY12 thru Nov
College of Ag Sci & Natural Resources	4,647,352	4,223,035	6,676,452	5,077,292
College of Architecture	92,776			
College of Arts and Sciences	24,408,337	28,694,108	14,555,579	23,244,735
College of Education	833,692	1,642,920	4,260,200	4,052,156
College of Engineering	15,536,599	29,646,619	31,218,047	34,210,809
College of Human Sciences	1,075,586	2,136,971	2,290,161	914,601
College of Mass Communications	133,354	19,177	207,434	350,000
College Visual and Performing Arts		12,000	105,000	
Honors College	120,648			
Other Units and Activities	14,326,063	11,222,277	6,033,252	6,519,245
Rawls College of Business		893,928	2,750	1,050,000
School of Law		223,844	745,251	1,001,163
University College	51,000	401,384	230,309	150,562
<b>Total</b>	<b>61,225,405</b>	<b>79,116,262</b>	<b>66,324,435</b>	<b>76,570,563</b>

Number of Awards received by Submitting Unit



Award Value by Submitting Unit



Number of Awards received	FY09 thru Nov	FY10 thru Nov	FY11 thru Nov	FY12 thru Nov
College of Ag Sci & Natural Resources	43	35	38	36
College of Architecture	2			
College of Arts and Sciences	32	26	34	23
College of Education	11	9	6	3
College of Engineering	50	50	48	41
College of Human Sciences	15	8	11	11
College of Mass Communications	1		1	
College Visual and Performing Arts		4	1	
Other Units and Activities	38	26	28	23
Rawls College of Business	0		2	1
School of Law	1	2	4	2
University College	2			
<b>Total</b>	<b>196</b>	<b>159</b>	<b>175</b>	<b>140</b>

Award Value	FY09 thru Nov	FY10 thru Nov	FY11 thru Nov	FY12 thru Nov
College of Ag Sci & Natural Resources	3,789,075	2,006,857	3,895,135	3,116,431
College of Architecture	8,528			
College of Arts and Sciences	4,406,198	3,516,741	5,359,868	2,133,209
College of Education	1,671,184	1,011,682	1,632,868	615,185
College of Engineering	3,783,128	4,162,148	5,321,345	3,775,314
College of Human Sciences	1,782,928	703,037	1,169,774	461,592
College of Mass Communications	(6,375)		20,144	
College Visual and Performing Arts		60,000	30,000	
Other Units and Activities	3,056,035	1,432,494	3,821,182	1,834,767
Rawls College of Business	50,000		142,901	42,276
School of Law	100,000	100,665	873,398	520,000
University College	447,834			
<b>Total</b>	<b>19,088,536</b>	<b>12,993,623</b>	<b>22,266,614</b>	<b>12,498,774</b>