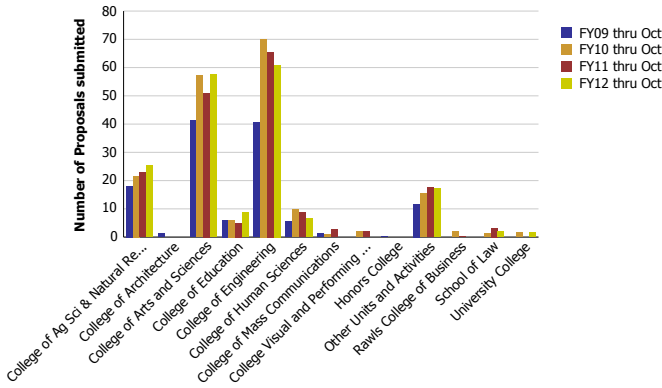
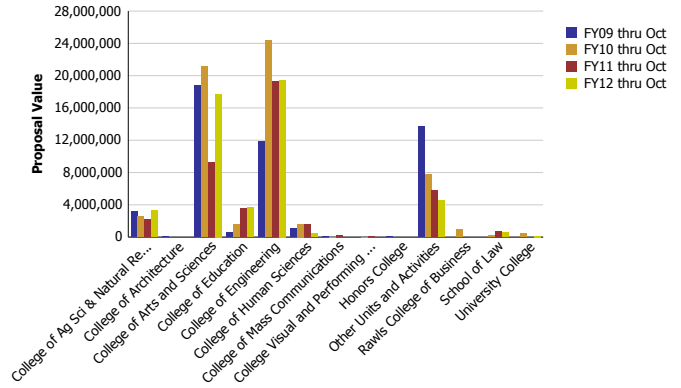


Research Metrics through October FY12 (by Submitting Unit)

Number of Proposals submitted by Submitting Unit



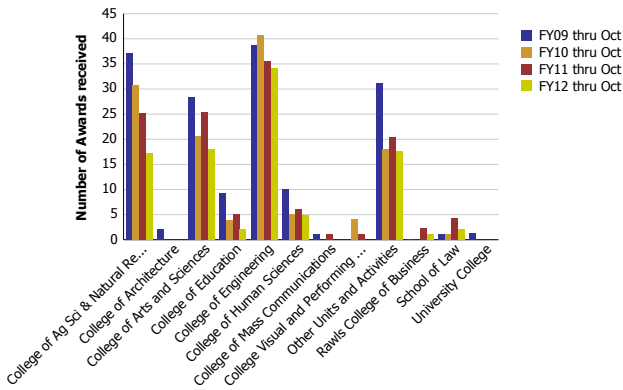
Proposal Value by Submitting Unit



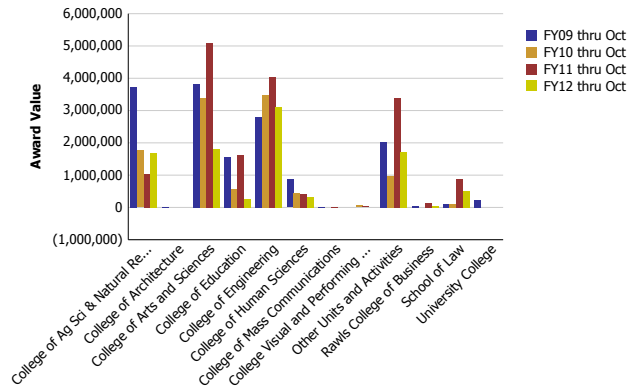
Number of Proposals submitted	FY09 thru Oct	FY10 thru Oct	FY11 thru Oct	FY12 thru Oct
College of Ag Sci & Natural Resources	18	22	23	25
College of Architecture	1			
College of Arts and Sciences	41	57	51	58
College of Education	6	6	5	9
College of Engineering	41	70	66	61
College of Human Sciences	5	10	9	7
College of Mass Communications	1	1	3	
College Visual and Performing Arts		2	2	
Honors College	0			
Other Units and Activities	12	15	18	17
Rawls College of Business		2	0	
School of Law		1	3	2
University College		2		2
Total	126	188	179	180

Proposal Value	FY09 thru Oct	FY10 thru Oct	FY11 thru Oct	FY12 thru Oct
College of Ag Sci & Natural Resources	3,171,266	2,575,618	2,147,524	3,293,038
College of Architecture	85,660			
College of Arts and Sciences	18,780,277	21,123,200	9,253,173	17,718,210
College of Education	610,862	1,566,476	3,503,618	3,699,839
College of Engineering	11,867,200	24,381,341	19,230,432	19,472,482
College of Human Sciences	1,075,586	1,632,891	1,604,004	430,024
College of Mass Communications	125,648	19,177	207,434	
College Visual and Performing Arts		12,000	105,000	
Honors College	120,648			
Other Units and Activities	13,681,488	7,799,923	5,756,170	4,554,818
Rawls College of Business		893,928	2,750	
School of Law		215,310	745,251	600,000
University College		401,384		150,562
Total	49,518,634	60,621,246	42,555,356	49,918,973

Number of Awards received by Submitting Unit



Award Value by Submitting Unit



Number of Awards received	FY09 thru Oct	FY10 thru Oct	FY11 thru Oct	FY12 thru Oct
College of Ag Sci & Natural Resources	37	31	25	17
College of Architecture	2			
College of Arts and Sciences	28	21	25	18
College of Education	9	4	5	2
College of Engineering	39	41	35	34
College of Human Sciences	10	5	6	5
College of Mass Communications	1		1	
College Visual and Performing Arts		4	1	
Other Units and Activities	31	18	20	18
Rawls College of Business	0		2	1
School of Law	1	1	4	2
University College	1			
Total	160	124	126	97

Award Value	FY09 thru Oct	FY10 thru Oct	FY11 thru Oct	FY12 thru Oct
College of Ag Sci & Natural Resources	3,729,740	1,765,084	1,034,388	1,678,285
College of Architecture	8,528			
College of Arts and Sciences	3,818,522	3,396,363	5,082,037	1,799,327
College of Education	1,548,542	579,541	1,620,868	258,447
College of Engineering	2,803,794	3,491,658	4,052,493	3,105,004
College of Human Sciences	864,706	435,625	424,306	312,771
College of Mass Communications	(6,375)		20,144	
College Visual and Performing Arts		60,000	30,000	
Other Units and Activities	2,032,511	976,665	3,397,299	1,721,209
Rawls College of Business	50,000		142,901	42,276
School of Law	100,000	100,000	873,398	520,000
University College	224,767			
Total	15,174,735	10,804,935	16,677,834	9,437,319