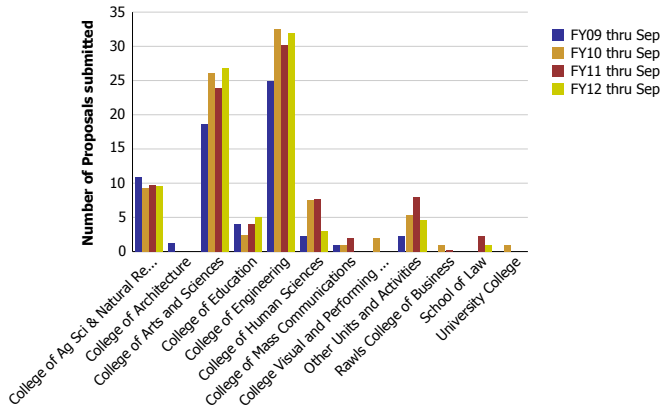
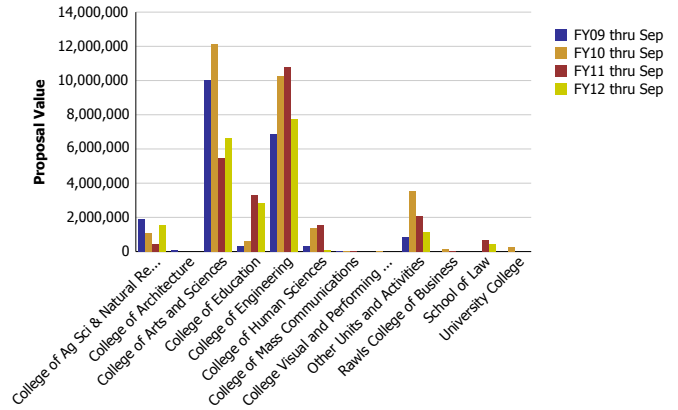


## Research Metrics through September FY12 (by Submitting Unit)

Number of Proposals submitted by Submitting Unit



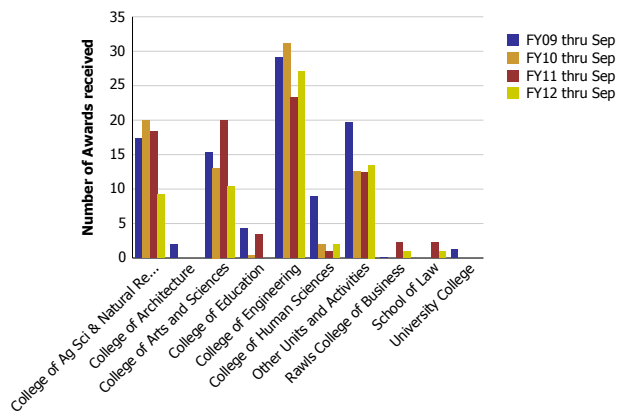
Proposal Value by Submitting Unit



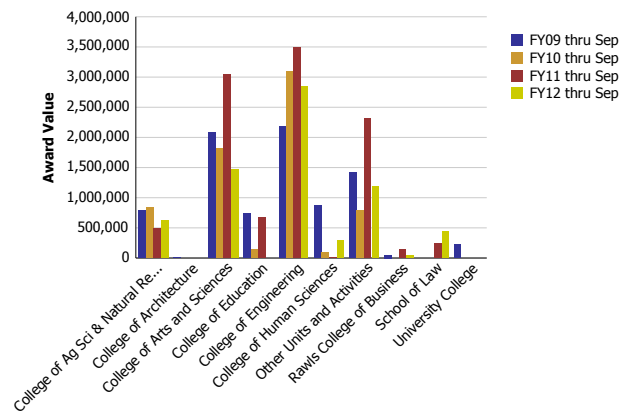
| Number of Proposals submitted         | FY09 thru Sep | FY10 thru Sep | FY11 thru Sep | FY12 thru Sep |
|---------------------------------------|---------------|---------------|---------------|---------------|
| College of Ag Sci & Natural Resources | 11            | 9             | 10            | 10            |
| College of Architecture               | 1             |               |               |               |
| College of Arts and Sciences          | 19            | 26            | 24            | 27            |
| College of Education                  | 4             | 2             | 4             | 5             |
| College of Engineering                | 25            | 33            | 30            | 32            |
| College of Human Sciences             | 2             | 8             | 8             | 3             |
| College of Mass Communications        | 1             | 1             | 2             |               |
| College Visual and Performing Arts    |               | 2             |               |               |
| Other Units and Activities            | 2             | 5             | 8             | 5             |
| Rawls College of Business             |               | 1             | 0             |               |
| School of Law                         |               |               | 2             | 1             |
| University College                    |               | 1             |               |               |
| <b>Total</b>                          | <b>65</b>     | <b>88</b>     | <b>88</b>     | <b>82</b>     |

| Proposal Value                        | FY09 thru Sep     | FY10 thru Sep     | FY11 thru Sep     | FY12 thru Sep     |
|---------------------------------------|-------------------|-------------------|-------------------|-------------------|
| College of Ag Sci & Natural Resources | 1,886,973         | 1,081,048         | 411,920           | 1,553,381         |
| College of Architecture               | 85,660            |                   |                   |                   |
| College of Arts and Sciences          | 10,002,015        | 12,152,457        | 5,457,190         | 6,615,794         |
| College of Education                  | 320,954           | 631,486           | 3,303,613         | 2,814,979         |
| College of Engineering                | 6,849,203         | 10,237,835        | 10,768,446        | 7,770,998         |
| College of Human Sciences             | 298,818           | 1,394,576         | 1,554,484         | 102,970           |
| College of Mass Communications        | 5,000             | 19,177            | 7,437             |                   |
| College Visual and Performing Arts    |                   | 12,000            |                   |                   |
| Other Units and Activities            | 874,317           | 3,550,589         | 2,051,916         | 1,129,556         |
| Rawls College of Business             |                   | 153,444           | 2,750             |                   |
| School of Law                         |                   |                   | 680,962           | 440,000           |
| University College                    |                   | 274,859           |                   |                   |
| <b>Total</b>                          | <b>20,322,940</b> | <b>29,507,472</b> | <b>24,238,718</b> | <b>20,427,678</b> |

Number of Awards received by Submitting Unit



Award Value by Submitting Unit



| Number of Awards received             | FY09 thru Sep | FY10 thru Sep | FY11 thru Sep | FY12 thru Sep |
|---------------------------------------|---------------|---------------|---------------|---------------|
| College of Ag Sci & Natural Resources | 17            | 20            | 18            | 9             |
| College of Architecture               | 2             |               |               |               |
| College of Arts and Sciences          | 15            | 13            | 20            | 10            |
| College of Education                  | 4             | 0             | 3             |               |
| College of Engineering                | 29            | 31            | 23            | 27            |
| College of Human Sciences             | 9             | 2             | 1             | 2             |
| Other Units and Activities            | 20            | 12            | 12            | 14            |
| Rawls College of Business             | 0             |               | 2             | 1             |
| School of Law                         |               |               | 2             | 1             |
| University College                    | 1             |               |               |               |
| <b>Total</b>                          | <b>98</b>     | <b>79</b>     | <b>83</b>     | <b>64</b>     |

| Award Value                           | FY09 thru Sep    | FY10 thru Sep    | FY11 thru Sep     | FY12 thru Sep    |
|---------------------------------------|------------------|------------------|-------------------|------------------|
| College of Ag Sci & Natural Resources | 781,597          | 842,355          | 490,451           | 625,690          |
| College of Architecture               | 8,528            |                  |                   |                  |
| College of Arts and Sciences          | 2,085,324        | 1,812,338        | 3,041,109         | 1,475,414        |
| College of Education                  | 738,036          | 149,294          | 669,044           |                  |
| College of Engineering                | 2,184,820        | 3,096,588        | 3,484,402         | 2,847,007        |
| College of Human Sciences             | 864,156          | 96,802           | 975               | 283,151          |
| Other Units and Activities            | 1,416,159        | 786,572          | 2,308,400         | 1,183,764        |
| Rawls College of Business             | 50,000           |                  | 142,901           | 42,276           |
| School of Law                         |                  |                  | 246,045           | 440,000          |
| University College                    | 224,767          |                  |                   |                  |
| <b>Total</b>                          | <b>8,353,387</b> | <b>6,783,949</b> | <b>10,383,327</b> | <b>6,897,303</b> |