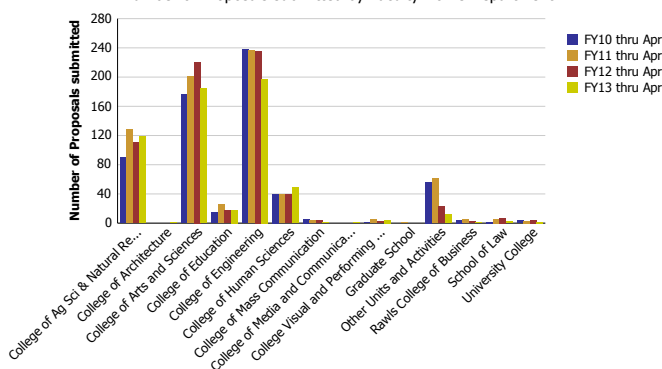
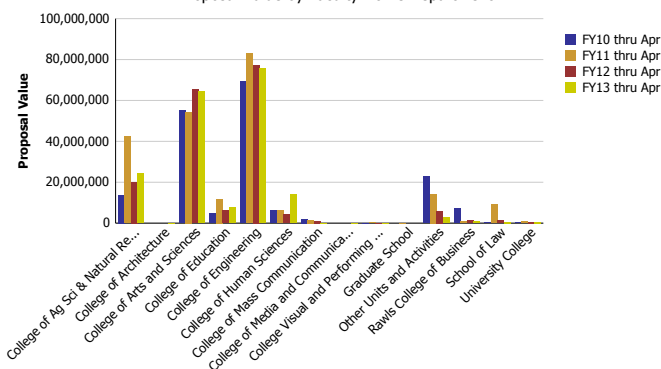


Research Metrics through April FY13 (by Faculty Home Department)

Number of Proposals submitted by Faculty Home Department



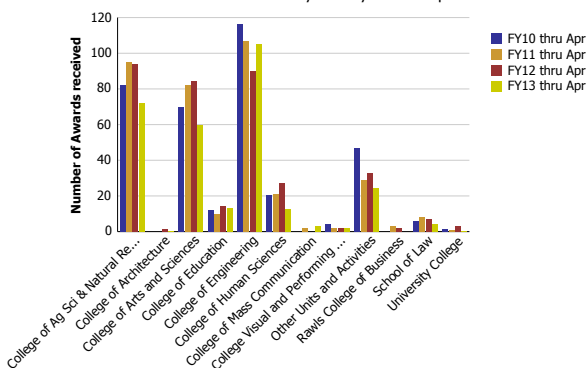
Proposal Value by Faculty Home Department



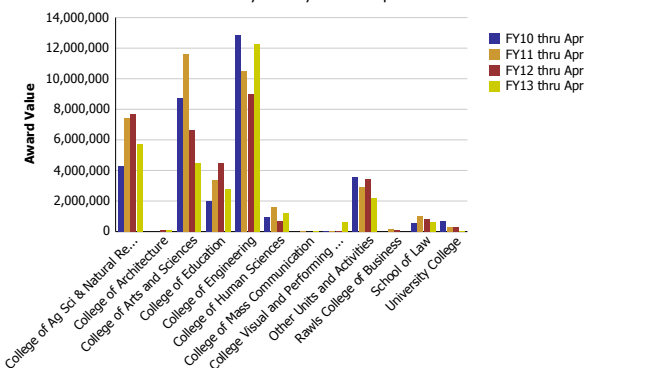
Number of Proposals submitted	FY10 thru Apr	FY11 thru Apr	FY12 thru Apr	FY13 thru Apr
College of Ag Sci & Natural Resources	89.54	128.53	110.09	118.57
College of Architecture				1.00
College of Arts and Sciences	176.00	201.07	220.65	184.41
College of Education	14.60	25.14	16.98	18.02
College of Engineering	237.92	235.95	235.81	197.53
College of Human Sciences	39.85	39.40	39.58	49.27
College of Mass Communication	5.60	3.67	3.65	1.00
College of Media and Communication				0.67
College Visual and Performing Arts	0.85	5.00	2.00	4.50
Graduate School		1.00		
Other Units and Activities	56.31	61.07	22.43	11.83
Rawls College of Business	4.35	4.68	2.30	0.52
School of Law	1.50	5.73	7.10	2.00
University College	3.48	2.76	4.41	1.68
Total	630	714	665	591

Proposal Value	FY10 thru Apr	FY11 thru Apr	FY12 thru Apr	FY13 thru Apr
College of Ag Sci & Natural Resources	13,782,359	42,299,978	20,077,088	24,132,753
College of Architecture				13,694
College of Arts and Sciences	55,193,135	54,404,121	65,436,305	64,445,337
College of Education	4,815,074	11,773,397	6,147,372	7,807,301
College of Engineering	69,306,904	82,952,449	77,364,333	75,723,166
College of Human Sciences	6,068,199	6,116,295	4,084,310	13,947,641
College of Mass Communication	2,040,191	1,593,223	1,109,679	20,000
College of Media and Communication				16,750
College Visual and Performing Arts	125,252	445,389	40,000	89,997
Graduate School		100,000		
Other Units and Activities	22,910,168	14,276,654	5,891,535	2,748,463
Rawls College of Business	7,130,611	789,192	1,324,776	677,454
School of Law	223,844	8,997,140	1,157,281	572,000
University College	283,278	710,425	605,062	505,633
Total	181,879,015	224,458,262	183,237,740	190,700,188

Number of Awards received by Faculty Home Department



Award Value by Faculty Home Department



Number of Awards received	FY10 thru Apr	FY11 thru Apr	FY12 thru Apr	FY13 thru Apr
College of Ag Sci & Natural Resources	82.25	95.16	93.99	72.31
College of Architecture				1.50
College of Arts and Sciences	69.67	81.98	84.16	59.74
College of Education	12.26	9.99	14.30	13.25
College of Engineering	116.14	106.79	90.20	104.91
College of Human Sciences	20.47	21.20	27.30	12.52
College of Mass Communication		1.75		3.00
College Visual and Performing Arts	4.00	2.00	2.00	2.17
Other Units and Activities	46.78	29.02	32.55	24.25
Rawls College of Business		2.96	2.00	
School of Law	6.00	8.25	7.00	4.00
University College	1.43	0.90	3.00	0.35
Total	359	360	358	297

Award Value	FY10 thru Apr	FY11 thru Apr	FY12 thru Apr	FY13 thru Apr
College of Ag Sci & Natural Resources	4,317,915	7,430,095	7,687,813	5,722,464
College of Architecture				92,318
College of Arts and Sciences	8,764,176	11,595,739	6,621,836	4,461,770
College of Education	2,021,783	3,380,971	4,469,551	2,800,721
College of Engineering	12,860,238	10,514,324	8,983,340	12,254,318
College of Human Sciences	960,835	1,593,317	663,134	1,185,572
College of Mass Communication		55,769		36,700
College Visual and Performing Arts	60,000	30,500	40,000	594,844
Other Units and Activities	3,572,164	2,909,107	3,460,997	2,175,286
Rawls College of Business		169,799	67,052	
School of Law	573,299	990,765	846,095	600,920
University College	678,678	300,184	308,005	45,674
Total	33,809,088	38,970,570	33,240,141	29,954,196