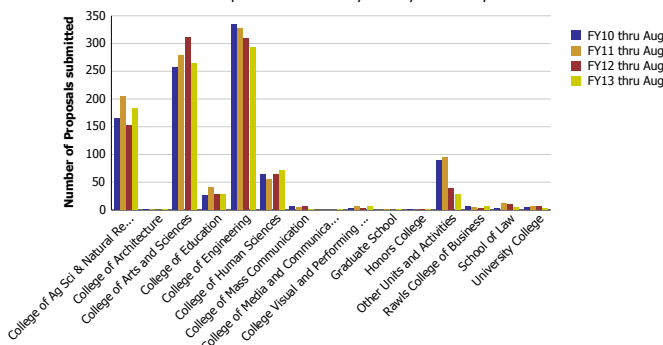


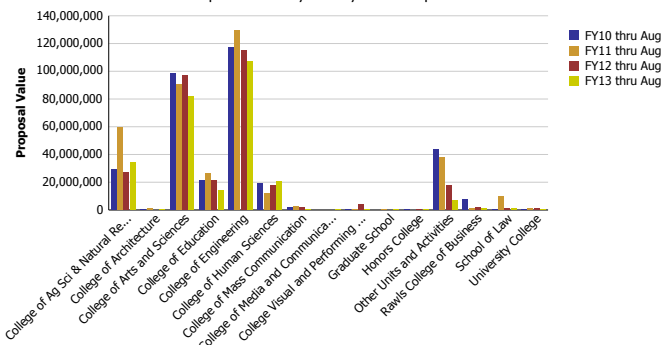
Research Metrics through August FY13 (by Faculty Home Department)

Number of Proposals submitted by Faculty Home Department



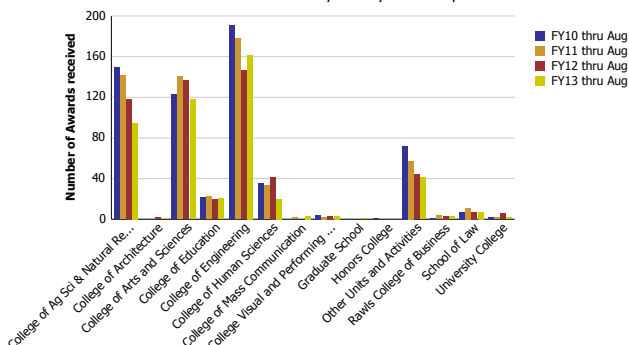
Number of Proposals submitted	FY10 thru Aug	FY11 thru Aug	FY12 thru Aug	FY13 thru Aug
College of Ag Sci & Natural Resources	165.76	204.05	153.14	182.49
College of Architecture	0.40	1.50		1.50
College of Arts and Sciences	257.40	278.19	311.26	264.04
College of Education	25.36	40.06	28.56	27.40
College of Engineering	334.28	328.00	308.63	293.34
College of Human Sciences	64.18	54.70	64.04	70.92
College of Mass Communication	5.60	4.31	5.65	1.33
College of Media and Communication				0.67
College Visual and Performing Arts	1.85	6.00	3.17	5.70
Graduate School		1.00		1.00
Honors College	0.95		1.00	0.50
Other Units and Activities	88.69	95.42	38.08	28.11
Rawls College of Business	6.35	5.08	2.50	5.42
School of Law	3.50	10.98	9.10	5.00
University College	4.68	5.71	6.87	3.58
Total	959	1,035	932	891

Proposal Value by Faculty Home Department



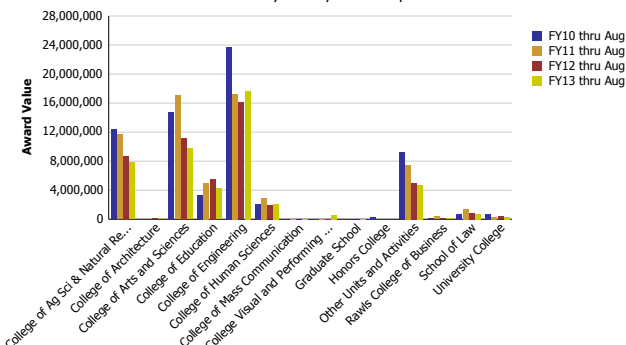
Proposal Value	FY10 thru Aug	FY11 thru Aug	FY12 thru Aug	FY13 thru Aug
College of Ag Sci & Natural Resources	28,953,088	59,713,030	27,257,269	33,977,451
College of Architecture	79,928	730,980		13,694
College of Arts and Sciences	98,074,955	90,239,728	96,934,913	81,813,015
College of Education	21,628,905	26,197,475	21,287,178	13,882,822
College of Engineering	117,023,609	129,609,598	115,319,267	106,972,551
College of Human Sciences	18,914,862	11,893,623	17,619,537	20,537,615
College of Mass Communication	2,040,191	2,350,871	1,562,665	28,250
College of Media and Communication				16,750
College Visual and Performing Arts	135,252	452,389	4,215,720	98,541
Graduate School		100,000		126,000
Honors College	285,000		37,456	0
Other Units and Activities	43,426,792	37,938,892	17,759,309	7,044,033
Rawls College of Business	7,494,687	892,510	2,024,745	1,018,637
School of Law	417,123	9,834,280	1,357,201	770,369
University College	336,778	996,559	1,425,944	541,475
Total	338,811,171	370,949,937	306,801,204	266,841,203

Number of Awards received by Faculty Home Department



Number of Awards received	FY10 thru Aug	FY11 thru Aug	FY12 thru Aug	FY13 thru Aug
College of Ag Sci & Natural Resources	149.43	141.50	118.10	94.69
College of Architecture			1.50	1.00
College of Arts and Sciences	122.72	140.51	136.42	117.96
College of Education	21.51	22.18	19.65	20.35
College of Engineering	191.30	177.80	146.23	161.47
College of Human Sciences	35.27	33.40	41.40	19.77
College of Mass Communication		1.75		3.00
College Visual and Performing Arts	4.00	2.00	3.00	3.17
Graduate School				1.00
Honors College	0.95			
Other Units and Activities	72.09	57.30	44.10	41.01
Rawls College of Business	1.30	3.66	3.00	2.90
School of Law	7.00	11.25	7.10	7.00
University College	2.43	1.65	5.50	1.68
Total	608	593	526	475

Award Value by Faculty Home Department



Award Value	FY10 thru Aug	FY11 thru Aug	FY12 thru Aug	FY13 thru Aug
College of Ag Sci & Natural Resources	12,333,544	11,646,892	8,696,366	7,818,625
College of Architecture			92,318	105,178
College of Arts and Sciences	14,763,764	17,043,034	11,159,758	9,771,029
College of Education	3,300,059	4,973,165	5,565,174	4,234,846
College of Engineering	23,744,708	17,271,327	16,057,257	17,697,962
College of Human Sciences	2,130,417	2,915,628	1,861,744	2,091,925
College of Mass Communication		55,769		36,700
College Visual and Performing Arts	60,000	30,500	40,500	595,344
Graduate School				44,000
Honors College	284,915			
Other Units and Activities	9,212,791	7,447,989	5,009,480	4,723,010
Rawls College of Business	83,524	360,272	91,828	108,909
School of Law	673,299	1,406,531	876,092	746,289
University College	692,178	335,809	384,789	341,657
Total	67,279,197	63,486,917	49,835,306	48,315,475