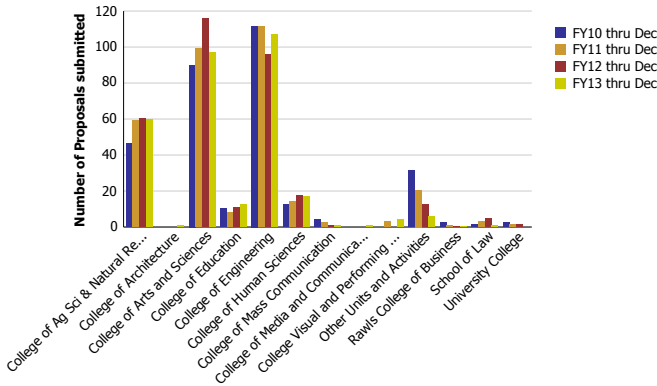
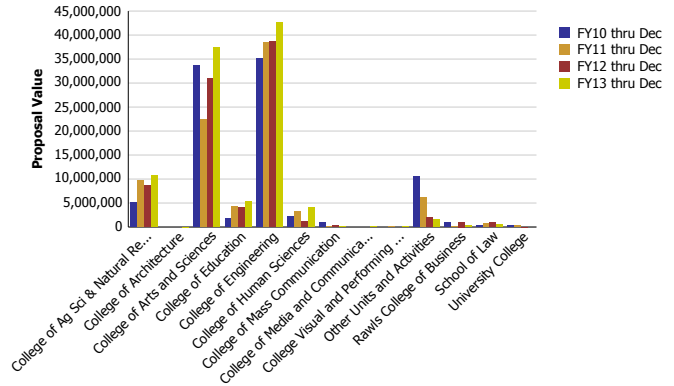


Research Metrics through December FY13 (by Faculty Home Department)

Number of Proposals submitted by Faculty Home Department



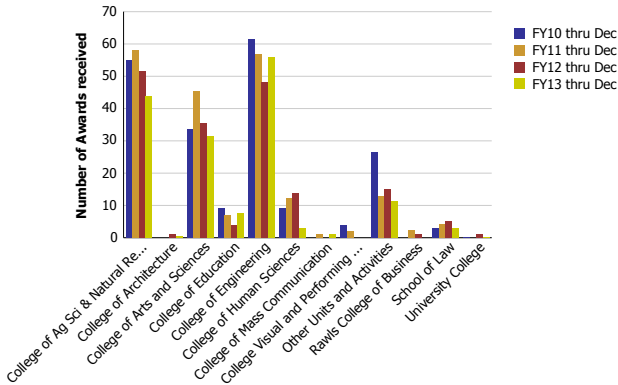
Proposal Value by Faculty Home Department



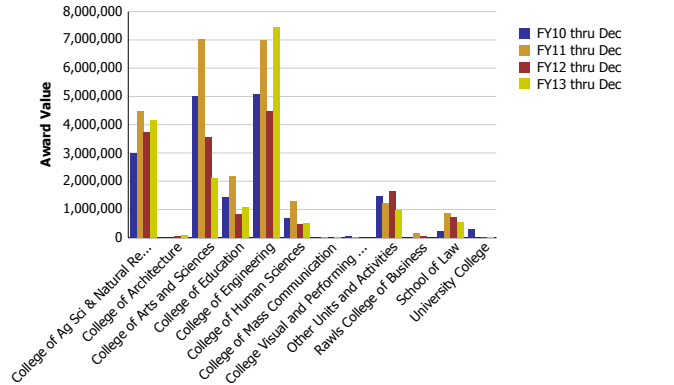
Number of Proposals submitted	FY10 thru Dec	FY11 thru Dec	FY12 thru Dec	FY13 thru Dec
College of Ag Sci & Natural Resources	46.25	59.23	60.37	59.59
College of Architecture			1.00	1.00
College of Arts and Sciences	90.02	99.28	115.85	97.15
College of Education	10.05	8.33	10.90	12.28
College of Engineering	111.70	111.57	95.93	106.81
College of Human Sciences	12.36	13.97	17.60	17.15
College of Mass Communication	4.00	2.65	1.10	1.00
College of Media and Communication				0.67
College Visual and Performing Arts		3.00		4.00
Other Units and Activities	31.42	20.59	12.45	5.95
Rawls College of Business	2.30	0.63	0.30	0.40
School of Law	1.50	3.25	5.00	1.00
University College	2.40	1.50	1.50	
Total	312	324	321	307

Proposal Value	FY10 thru Dec	FY11 thru Dec	FY12 thru Dec	FY13 thru Dec
College of Ag Sci & Natural Resources	5,134,607	9,714,586	8,603,962	10,721,076
College of Architecture				13,694
College of Arts and Sciences	33,582,908	22,353,915	31,020,009	37,373,717
College of Education	1,742,530	4,374,050	4,122,035	5,398,885
College of Engineering	35,204,998	38,524,555	38,613,923	42,541,713
College of Human Sciences	2,191,943	3,168,219	1,140,582	4,096,587
College of Mass Communication	991,177	169,935	351,000	20,000
College of Media and Communication				16,750
College Visual and Performing Arts		105,500		80,000
Other Units and Activities	10,560,732	6,250,917	2,024,915	1,495,460
Rawls College of Business	1,034,609	104,778	1,050,000	317,482
School of Law	223,844	745,251	1,001,163	472,000
University College	222,300	230,309	13,875	
Total	90,889,648	85,742,015	87,941,466	102,547,365

Number of Awards received by Faculty Home Department



Award Value by Faculty Home Department



Number of Awards received	FY10 thru Dec	FY11 thru Dec	FY12 thru Dec	FY13 thru Dec
College of Ag Sci & Natural Resources	55.07	58.14	51.54	43.85
College of Architecture			1.00	0.50
College of Arts and Sciences	33.64	45.31	35.56	31.37
College of Education	9.26	7.09	3.90	7.73
College of Engineering	61.33	56.78	48.20	55.97
College of Human Sciences	9.00	12.27	13.80	3.00
College of Mass Communication		1.00		1.00
College Visual and Performing Arts	4.00	2.00		
Other Units and Activities	26.40	12.86	15.00	11.33
Rawls College of Business		2.30	1.00	
School of Law	3.00	4.25	5.00	3.00
University College	0.30		1.00	0.25
Total	202	202	176	158

Award Value	FY10 thru Dec	FY11 thru Dec	FY12 thru Dec	FY13 thru Dec
College of Ag Sci & Natural Resources	2,981,689	4,492,467	3,748,023	4,168,890
College of Architecture			69,068	75,928
College of Arts and Sciences	5,025,221	7,043,152	3,573,095	2,100,660
College of Education	1,421,812	2,179,530	824,569	1,077,000
College of Engineering	5,075,126	6,987,020	4,489,732	7,443,926
College of Human Sciences	704,257	1,304,517	470,457	502,959
College of Mass Communication		20,144		20,000
College Visual and Performing Arts	60,000	30,500		
Other Units and Activities	1,451,936	1,238,934	1,629,448	978,748
Rawls College of Business		142,901	42,276	
School of Law	233,102	873,398	720,996	562,920
University College	300,000		1,800	35,789
Total	17,253,143	24,312,563	15,569,464	16,966,820