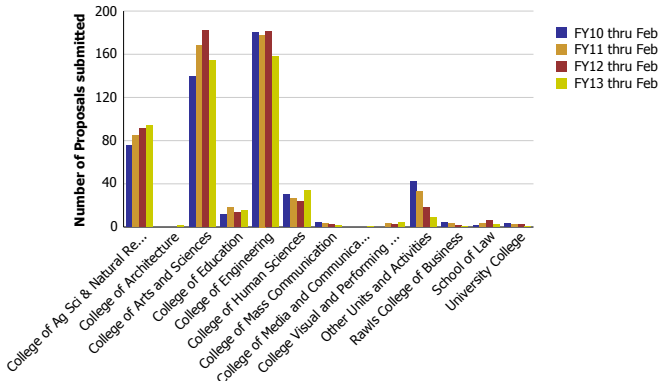
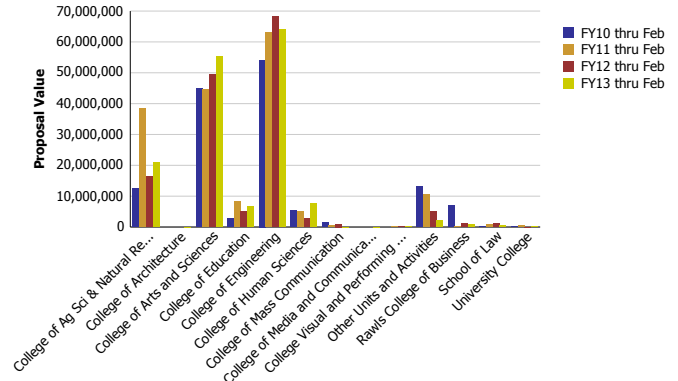


## Research Metrics through February FY13 (by Faculty Home Department)

Number of Proposals submitted by Faculty Home Department



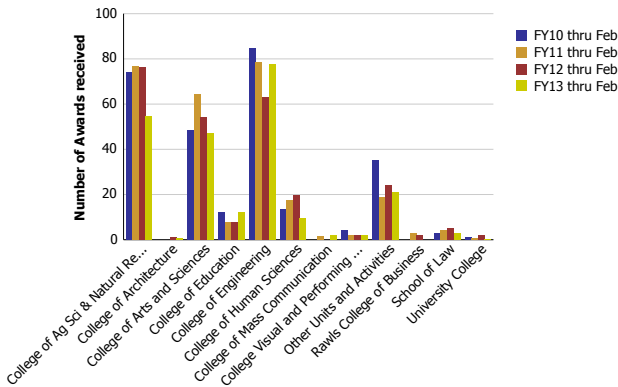
Proposal Value by Faculty Home Department



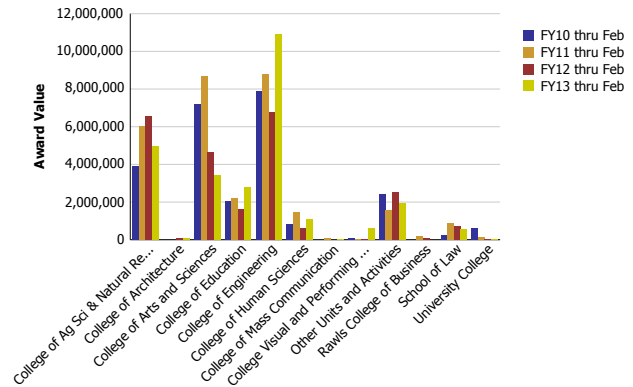
Number of Proposals submitted	FY10 thru Feb	FY11 thru Feb	FY12 thru Feb	FY13 thru Feb
College of Ag Sci & Natural Resources	75.11	84.98	91.52	93.88
College of Architecture				1.00
College of Arts and Sciences	139.70	168.11	182.03	154.13
College of Education	11.55	18.14	13.55	15.51
College of Engineering	180.17	177.83	181.27	158.33
College of Human Sciences	29.70	26.32	23.33	33.77
College of Mass Communication	4.20	3.60	2.65	1.00
College of Media and Communication				0.67
College Visual and Performing Arts		3.00	2.00	4.00
Other Units and Activities	42.37	32.58	17.85	8.76
Rawls College of Business	4.30	3.03	1.30	0.52
School of Law	1.50	3.25	6.00	2.00
University College	3.40	2.16	2.50	0.43
<b>Total</b>	<b>492</b>	<b>523</b>	<b>524</b>	<b>474</b>

Proposal Value	FY10 thru Feb	FY11 thru Feb	FY12 thru Feb	FY13 thru Feb
College of Ag Sci & Natural Resources	12,488,313	38,410,552	16,405,203	20,843,240
College of Architecture				13,694
College of Arts and Sciences	44,949,487	44,500,908	49,365,748	55,223,157
College of Education	2,805,228	8,324,378	4,963,022	6,798,974
College of Engineering	54,142,045	63,206,530	68,286,711	64,057,767
College of Human Sciences	5,269,644	5,135,460	2,732,932	7,594,488
College of Mass Communication	1,618,494	638,641	979,131	20,000
College of Media and Communication				16,750
College Visual and Performing Arts		105,500	40,000	80,000
Other Units and Activities	13,176,843	10,539,624	5,027,946	2,138,078
Rawls College of Business	7,095,611	285,169	1,074,776	677,454
School of Law	223,844	745,251	1,052,284	572,000
University College	271,278	546,590	15,455	75,867
<b>Total</b>	<b>142,040,787</b>	<b>172,438,604</b>	<b>149,943,208</b>	<b>158,111,469</b>

Number of Awards received by Faculty Home Department



Award Value by Faculty Home Department



Number of Awards received	FY10 thru Feb	FY11 thru Feb	FY12 thru Feb	FY13 thru Feb
College of Ag Sci & Natural Resources	74.00	76.89	76.34	54.71
College of Architecture			1.00	0.50
College of Arts and Sciences	48.42	64.31	54.01	47.04
College of Education	12.26	7.59	7.90	12.25
College of Engineering	84.64	78.46	62.95	77.71
College of Human Sciences	13.47	17.27	19.80	9.52
College of Mass Communication		1.75		2.00
College Visual and Performing Arts	4.00	2.00	2.00	2.17
Other Units and Activities	35.18	19.02	24.00	20.85
Rawls College of Business		2.96	2.00	
School of Law	3.00	4.25	5.00	3.00
University College	1.03	0.50	2.00	0.25
<b>Total</b>	<b>276</b>	<b>275</b>	<b>257</b>	<b>230</b>

Award Value	FY10 thru Feb	FY11 thru Feb	FY12 thru Feb	FY13 thru Feb
College of Ag Sci & Natural Resources	3,905,539	6,016,994	6,565,224	4,947,182
College of Architecture			69,068	75,928
College of Arts and Sciences	7,209,308	8,661,708	4,641,935	3,406,625
College of Education	2,021,783	2,181,780	1,606,330	2,790,721
College of Engineering	7,908,467	8,794,625	6,769,709	10,926,998
College of Human Sciences	833,471	1,440,026	592,473	1,099,123
College of Mass Communication		55,769		32,500
College Visual and Performing Arts	60,000	30,500	40,000	594,844
Other Units and Activities	2,407,887	1,559,616	2,501,866	1,940,729
Rawls College of Business		169,799	67,052	
School of Law	233,102	873,398	720,996	562,920
University College	606,257	135,000	3,380	35,789
<b>Total</b>	<b>25,185,814</b>	<b>29,919,215</b>	<b>23,578,033</b>	<b>26,413,358</b>