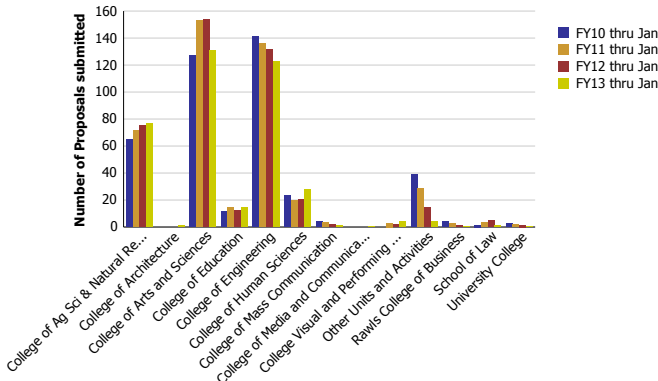
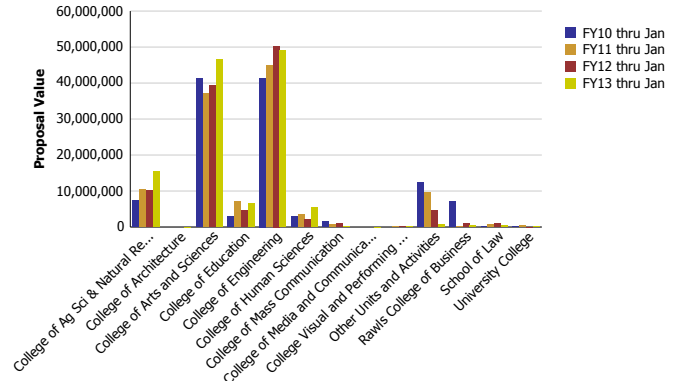


## Research Metrics through January FY13 (by Faculty Home Department)

Number of Proposals submitted by Faculty Home Department



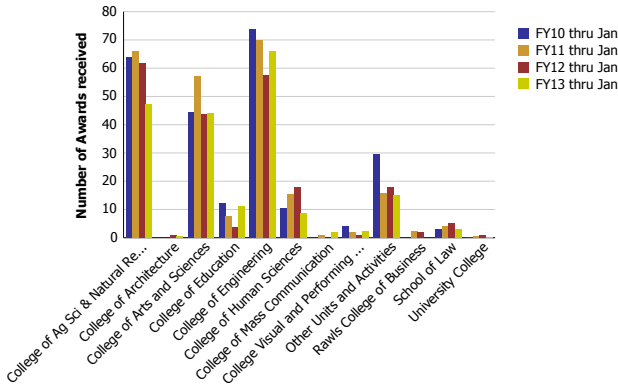
Proposal Value by Faculty Home Department



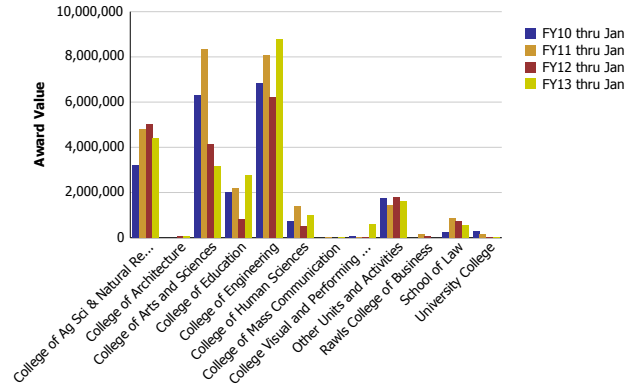
Number of Proposals submitted	FY10 thru Jan	FY11 thru Jan	FY12 thru Jan	FY13 thru Jan
College of Ag Sci & Natural Resources	64.75	71.48	75.52	76.71
College of Architecture				1.00
College of Arts and Sciences	127.37	153.13	153.60	131.03
College of Education	11.55	14.18	12.40	14.78
College of Engineering	140.95	136.27	131.78	122.98
College of Human Sciences	23.16	19.97	20.60	28.05
College of Mass Communication	4.20	3.60	1.65	1.00
College of Media and Communication				0.67
College Visual and Performing Arts		3.00	2.00	4.00
Other Units and Activities	38.82	28.33	14.65	3.95
Rawls College of Business	4.30	2.63	1.30	0.40
School of Law	1.50	3.25	5.00	1.00
University College	2.40	2.16	1.50	0.43
<b>Total</b>	<b>419</b>	<b>438</b>	<b>420</b>	<b>386</b>

Proposal Value	FY10 thru Jan	FY11 thru Jan	FY12 thru Jan	FY13 thru Jan
College of Ag Sci & Natural Resources	7,429,758	10,491,773	10,075,889	15,324,393
College of Architecture				13,694
College of Arts and Sciences	41,268,422	37,075,345	39,243,915	46,477,825
College of Education	2,805,228	7,003,827	4,547,035	6,466,552
College of Engineering	41,403,810	44,829,382	50,290,801	49,052,544
College of Human Sciences	2,933,354	3,424,697	2,131,224	5,387,311
College of Mass Communication	1,618,494	638,641	964,431	20,000
College of Media and Communication				16,750
College Visual and Performing Arts		105,500	40,000	80,000
Other Units and Activities	12,376,485	9,680,126	4,663,802	706,602
Rawls College of Business	7,095,611	137,277	1,074,776	317,482
School of Law	223,844	745,251	1,001,163	472,000
University College	222,300	546,590	13,875	75,867
<b>Total</b>	<b>117,377,304</b>	<b>114,678,409</b>	<b>114,046,911</b>	<b>124,411,021</b>

Number of Awards received by Faculty Home Department



Award Value by Faculty Home Department



Number of Awards received	FY10 thru Jan	FY11 thru Jan	FY12 thru Jan	FY13 thru Jan
College of Ag Sci & Natural Resources	63.80	66.14	61.84	47.35
College of Architecture			1.00	0.50
College of Arts and Sciences	44.30	57.31	43.76	44.04
College of Education	12.26	7.59	3.90	11.15
College of Engineering	73.67	69.78	57.70	66.07
College of Human Sciences	10.27	15.27	17.80	8.52
College of Mass Communication		1.00		2.00
College Visual and Performing Arts	4.00	2.00	1.00	2.17
Other Units and Activities	29.40	15.86	18.00	14.95
Rawls College of Business		2.30	2.00	
School of Law	3.00	4.25	5.00	3.00
University College	0.30	0.50	1.00	0.25
<b>Total</b>	<b>241</b>	<b>242</b>	<b>213</b>	<b>200</b>

Award Value	FY10 thru Jan	FY11 thru Jan	FY12 thru Jan	FY13 thru Jan
College of Ag Sci & Natural Resources	3,219,883	4,822,399	5,027,571	4,401,825
College of Architecture			69,068	75,928
College of Arts and Sciences	6,289,199	8,340,532	4,159,154	3,161,625
College of Education	2,021,783	2,181,780	824,569	2,773,050
College of Engineering	6,833,851	8,058,741	6,228,222	8,799,804
College of Human Sciences	713,207	1,382,531	528,885	1,010,107
College of Mass Communication		20,144		32,500
College Visual and Performing Arts	60,000	30,500	30,000	594,844
Other Units and Activities	1,761,918	1,439,530	1,795,929	1,613,979
Rawls College of Business		142,901	67,052	
School of Law	233,102	873,398	720,996	562,920
University College	300,000	135,000	1,800	35,789
<b>Total</b>	<b>21,432,943</b>	<b>27,427,456</b>	<b>19,453,247</b>	<b>23,062,371</b>