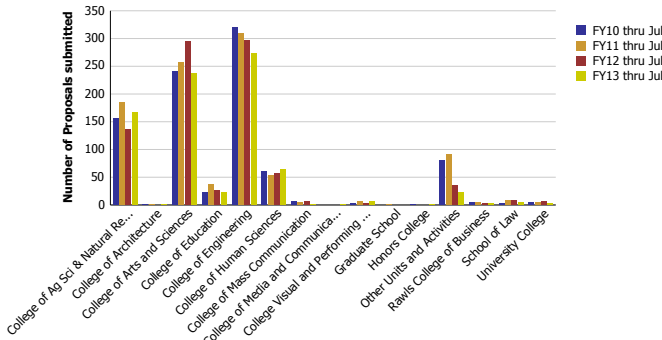


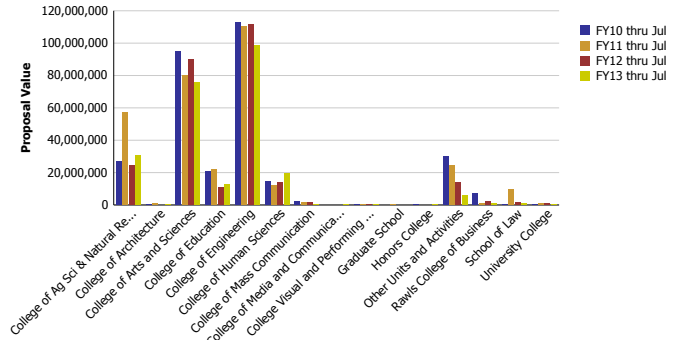
## Research Metrics through July FY13 (by Faculty Home Department)

Number of Proposals submitted by Faculty Home Department



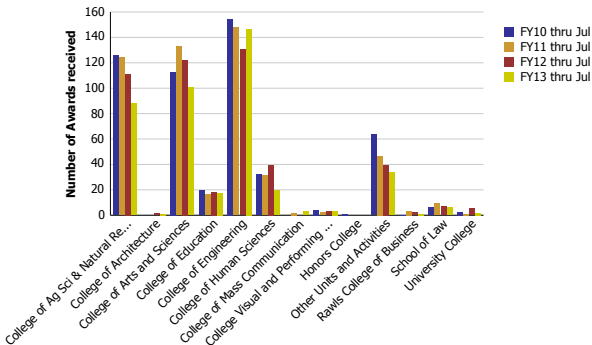
Number of Proposals submitted	FY10 thru Jul	FY11 thru Jul	FY12 thru Jul	FY13 thru Jul
College of Ag Sci & Natural Resources	156.29	184.93	136.69	166.68
College of Architecture	0.40	1.50		1.50
College of Arts and Sciences	240.69	257.02	293.93	236.35
College of Education	22.36	36.81	26.14	22.05
College of Engineering	319.56	309.50	296.91	273.69
College of Human Sciences	61.18	53.45	56.92	64.87
College of Mass Communication	5.60	3.67	5.65	1.33
College of Media and Communication				0.67
College Visual and Performing Arts	1.85	6.00	3.00	5.50
Graduate School		1.00		
Honors College	0.95			0.50
Other Units and Activities	80.59	90.35	34.96	22.76
Rawls College of Business	4.35	5.08	2.50	2.52
School of Law	2.50	7.98	8.10	4.00
University College	4.68	4.71	6.20	3.58
<b>Total</b>	<b>901</b>	<b>962</b>	<b>871</b>	<b>806</b>

Proposal Value by Faculty Home Department



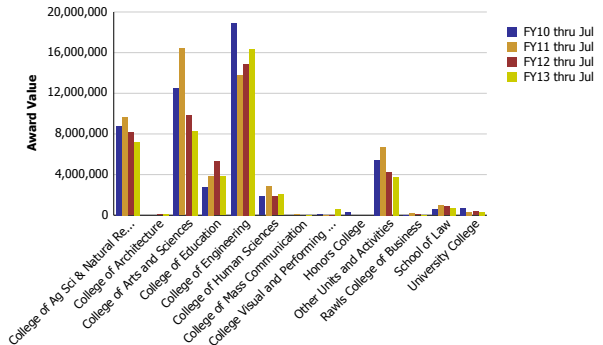
Proposal Value	FY10 thru Jul	FY11 thru Jul	FY12 thru Jul	FY13 thru Jul
College of Ag Sci & Natural Resources	26,985,560	56,945,437	24,184,888	30,551,214
College of Architecture	79,928	730,980		13,694
College of Arts and Sciences	95,028,083	79,760,068	89,718,361	75,858,134
College of Education	20,591,905	21,685,345	10,911,930	12,775,215
College of Engineering	112,680,465	110,202,931	111,712,832	98,507,602
College of Human Sciences	14,370,575	11,805,492	14,128,135	19,367,729
College of Mass Communication	2,040,191	1,593,223	1,562,665	28,250
College of Media and Communication				16,750
College Visual and Performing Arts	135,252	452,389	40,500	90,497
Graduate School		100,000		
Honors College	285,000			0
Other Units and Activities	29,864,575	24,280,877	14,192,816	5,626,151
Rawls College of Business	7,130,611	892,510	2,024,745	746,665
School of Law	288,128	9,447,348	1,257,281	722,000
University College	336,778	854,201	1,000,963	541,475
<b>Total</b>	<b>309,817,050</b>	<b>318,750,803</b>	<b>270,735,115</b>	<b>244,845,374</b>

Number of Awards received by Faculty Home Department



Number of Awards received	FY10 thru Jul	FY11 thru Jul	FY12 thru Jul	FY13 thru Jul
College of Ag Sci & Natural Resources	125.93	124.00	111.10	88.09
College of Architecture			1.50	1.00
College of Arts and Sciences	112.63	133.01	122.17	100.62
College of Education	19.51	16.18	18.40	17.65
College of Engineering	154.39	147.78	130.48	146.77
College of Human Sciences	32.27	31.40	39.40	19.37
College of Mass Communication		1.75		3.00
College Visual and Performing Arts	4.00	2.00	3.00	3.17
Honors College	0.95			
Other Units and Activities	63.59	46.47	39.45	33.65
Rawls College of Business	0.30	3.26	2.00	1.00
School of Law	6.00	9.25	7.00	6.00
University College	2.43	0.90	5.50	1.68
<b>Total</b>	<b>522</b>	<b>516</b>	<b>480</b>	<b>422</b>

Award Value by Faculty Home Department



Award Value	FY10 thru Jul	FY11 thru Jul	FY12 thru Jul	FY13 thru Jul
College of Ag Sci & Natural Resources	8,798,489	9,651,409	8,120,767	7,201,565
College of Architecture			92,318	105,178
College of Arts and Sciences	12,519,080	16,424,653	9,884,480	8,299,716
College of Education	2,763,059	3,855,760	5,296,913	3,800,880
College of Engineering	18,916,719	13,817,634	14,901,083	16,382,233
College of Human Sciences	1,847,809	2,883,417	1,858,576	2,058,483
College of Mass Communication		55,769		36,700
College Visual and Performing Arts	60,000	30,500	40,500	595,344
Honors College	284,915			
Other Units and Activities	5,436,287	6,738,993	4,262,436	3,785,610
Rawls College of Business	33,304	220,113	67,052	4,000
School of Law	573,299	1,024,151	846,095	697,920
University College	692,178	300,184	384,789	341,657
<b>Total</b>	<b>51,925,137</b>	<b>55,002,583</b>	<b>45,755,009</b>	<b>43,309,287</b>