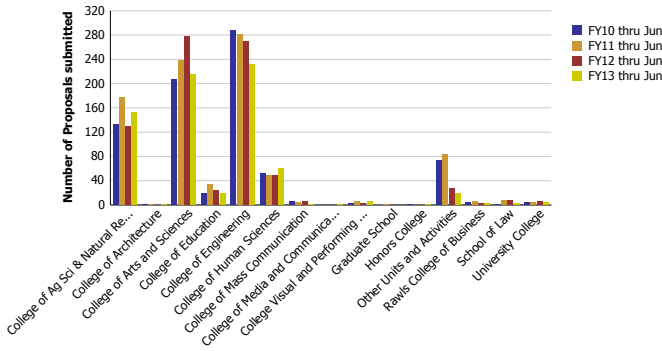


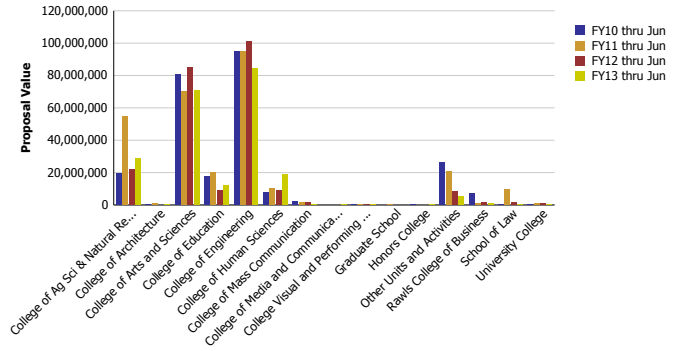
Research Metrics through June FY13 (by Faculty Home Department)

Number of Proposals submitted by Faculty Home Department



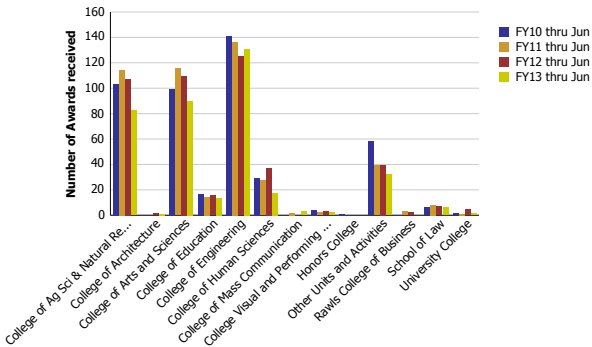
Number of Proposals submitted	FY10 thru Jun	FY11 thru Jun	FY12 thru Jun	FY13 thru Jun
College of Ag Sci & Natural Resources	132.08	177.38	128.69	152.93
College of Architecture	0.40	0.50		1.50
College of Arts and Sciences	206.15	238.59	277.57	214.52
College of Education	18.16	33.79	23.09	18.69
College of Engineering	288.36	280.30	270.03	231.88
College of Human Sciences	51.33	48.45	47.92	60.62
College of Mass Communication	5.60	3.67	5.65	1.33
College of Media and Communication				0.67
College Visual and Performing Arts	1.85	6.00	3.00	5.50
Graduate School		1.00		
Honors College	0.95			0.50
Other Units and Activities	72.59	83.55	26.81	19.76
Rawls College of Business	4.35	5.08	2.30	2.52
School of Law	1.50	6.98	8.10	3.00
University College	3.68	4.71	5.84	3.58
Total	787	890	799	717

Proposal Value by Faculty Home Department



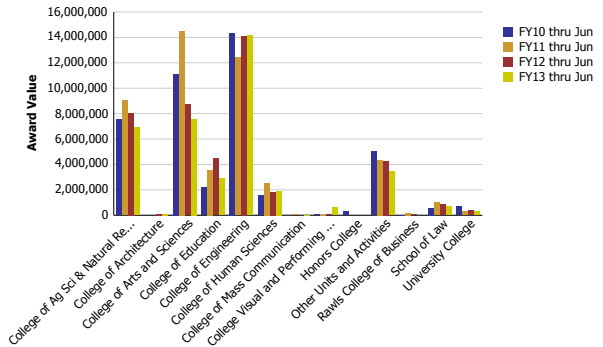
Proposal Value	FY10 thru Jun	FY11 thru Jun	FY12 thru Jun	FY13 thru Jun
College of Ag Sci & Natural Resources	19,516,704	54,462,742	21,641,978	28,968,698
College of Architecture	79,928	712,890		13,694
College of Arts and Sciences	80,438,068	70,155,107	84,880,372	70,736,340
College of Education	17,869,939	20,011,229	8,760,715	11,823,994
College of Engineering	95,111,360	94,865,637	101,082,336	84,485,425
College of Human Sciences	7,525,127	10,498,437	8,718,065	18,584,077
College of Mass Communication	2,040,191	1,593,223	1,562,665	28,250
College of Media and Communication				16,750
College Visual and Performing Arts	135,252	452,389	40,500	90,497
Graduate School		100,000		
Honors College	285,000			0
Other Units and Activities	26,474,165	20,826,018	8,032,744	5,301,515
Rawls College of Business	7,130,611	892,510	1,324,776	746,665
School of Law	223,844	9,347,348	1,257,281	622,000
University College	323,278	854,201	697,088	541,475
Total	257,153,467	284,771,733	237,998,519	221,959,379

Number of Awards received by Faculty Home Department



Number of Awards received	FY10 thru Jun	FY11 thru Jun	FY12 thru Jun	FY13 thru Jun
College of Ag Sci & Natural Resources	103.49	114.23	107.10	82.34
College of Architecture			1.50	1.00
College of Arts and Sciences	99.33	115.51	109.81	89.87
College of Education	16.26	14.39	15.40	13.75
College of Engineering	141.04	136.54	124.94	130.75
College of Human Sciences	29.27	27.40	37.30	17.52
College of Mass Communication		1.75		3.00
College Visual and Performing Arts	4.00	2.00	3.00	2.17
Honors College	0.95			
Other Units and Activities	57.93	39.07	39.45	32.25
Rawls College of Business	0.30	2.96	2.00	
School of Law	6.00	8.25	7.00	6.00
University College	1.43	0.90	4.50	1.35
Total	460	463	452	380

Award Value by Faculty Home Department



Award Value	FY10 thru Jun	FY11 thru Jun	FY12 thru Jun	FY13 thru Jun
College of Ag Sci & Natural Resources	7,525,770	9,016,722	8,037,259	6,927,882
College of Architecture			92,318	105,178
College of Arts and Sciences	11,125,108	14,515,117	8,710,781	7,564,679
College of Education	2,195,372	3,578,070	4,488,080	2,906,271
College of Engineering	14,328,707	12,404,296	14,121,592	14,133,540
College of Human Sciences	1,536,200	2,547,281	1,812,904	1,924,488
College of Mass Communication		55,769		36,700
College Visual and Performing Arts	60,000	30,500	40,500	594,844
Honors College	284,915			
Other Units and Activities	5,001,253	4,331,189	4,262,436	3,431,899
Rawls College of Business	33,304	169,799	67,052	
School of Law	573,299	990,765	846,095	697,920
University College	678,678	300,184	378,080	275,674
Total	43,342,606	47,939,691	42,857,096	38,599,075