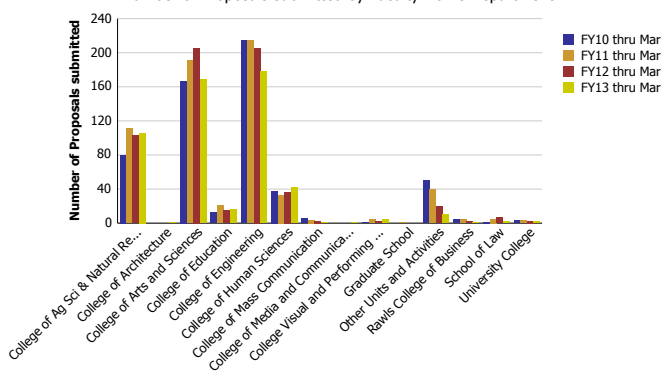


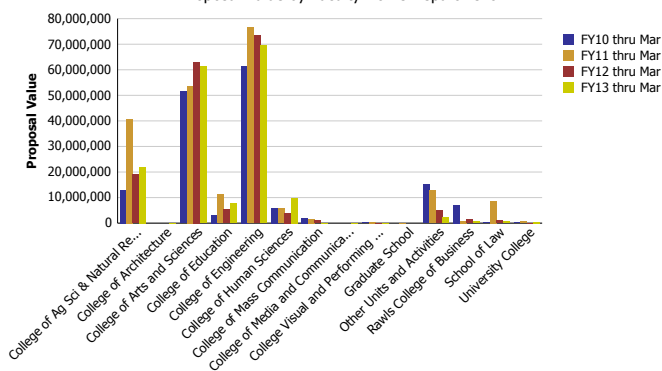
Research Metrics through March FY13 (by Faculty Home Department)

Number of Proposals submitted by Faculty Home Department



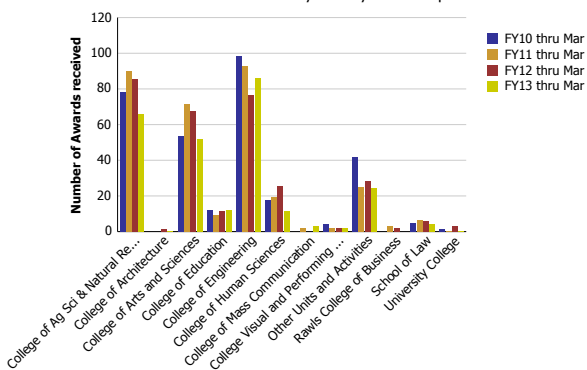
Number of Proposals submitted	FY10 thru Mar	FY11 thru Mar	FY12 thru Mar	FY13 thru Mar
College of Ag Sci & Natural Resources	80.11	111.43	103.27	105.88
College of Architecture				1.00
College of Arts and Sciences	166.80	191.09	205.42	168.43
College of Education	12.60	20.81	14.55	16.36
College of Engineering	214.37	214.51	205.55	178.33
College of Human Sciences	37.65	33.12	36.58	41.47
College of Mass Communication	5.60	3.67	2.65	1.00
College of Media and Communication				0.67
College Visual and Performing Arts	0.85	4.00	2.00	4.00
Graduate School		1.00		
Other Units and Activities	49.82	39.10	19.18	9.76
Rawls College of Business	4.30	4.68	2.30	0.52
School of Law	1.50	4.83	7.00	2.00
University College	3.40	2.76	2.50	1.58
Total	577	631	601	531

Proposal Value by Faculty Home Department



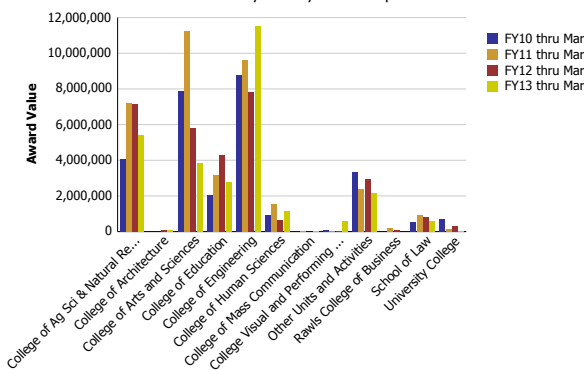
Proposal Value	FY10 thru Mar	FY11 thru Mar	FY12 thru Mar	FY13 thru Mar
College of Ag Sci & Natural Resources	12,983,001	40,708,813	19,070,380	21,981,161
College of Architecture				13,694
College of Arts and Sciences	51,405,425	53,662,486	63,096,250	61,197,648
College of Education	3,217,708	11,138,373	5,229,039	7,754,382
College of Engineering	61,472,641	76,605,157	73,282,568	69,393,407
College of Human Sciences	5,907,752	5,612,057	3,940,916	9,891,058
College of Mass Communication	2,040,191	1,593,223	979,131	20,000
College of Media and Communication				16,750
College Visual and Performing Arts	125,252	423,020	40,000	80,000
Graduate School		100,000		
Other Units and Activities	15,238,518	12,796,894	5,040,207	2,258,078
Rawls College of Business	7,095,611	789,192	1,324,776	677,454
School of Law	223,844	8,704,641	1,127,284	572,000
University College	271,278	710,425	15,455	475,527
Total	159,981,220	212,844,301	173,146,006	174,331,159

Number of Awards received by Faculty Home Department



Number of Awards received	FY10 thru Mar	FY11 thru Mar	FY12 thru Mar	FY13 thru Mar
College of Ag Sci & Natural Resources	78.00	89.96	85.54	65.71
College of Architecture			1.50	0.50
College of Arts and Sciences	53.42	71.58	67.71	51.99
College of Education	12.26	8.99	11.60	12.25
College of Engineering	98.64	92.79	76.30	86.26
College of Human Sciences	17.47	19.20	25.80	11.52
College of Mass Communication		1.75		3.00
College Visual and Performing Arts	4.00	2.00	2.00	2.17
Other Units and Activities	41.78	25.02	28.55	24.25
Rawls College of Business		2.96	2.00	
School of Law	5.00	6.25	6.00	4.00
University College	1.43	0.50	3.00	0.35
Total	312	321	310	262

Award Value by Faculty Home Department



Award Value	FY10 thru Mar	FY11 thru Mar	FY12 thru Mar	FY13 thru Mar
College of Ag Sci & Natural Resources	4,051,119	7,183,959	7,173,248	5,435,042
College of Architecture			92,318	75,928
College of Arts and Sciences	7,879,420	11,236,142	5,801,306	3,819,318
College of Education	2,021,783	3,180,598	4,267,051	2,790,721
College of Engineering	8,793,309	9,636,862	7,827,279	11,524,509
College of Human Sciences	941,177	1,567,631	644,129	1,141,572
College of Mass Communication		55,769		36,700
College Visual and Performing Arts	60,000	30,500	40,000	594,844
Other Units and Activities	3,324,255	2,398,444	2,916,955	2,175,286
Rawls College of Business		169,799	67,052	
School of Law	524,182	934,298	795,996	600,920
University College	678,678	135,000	308,005	45,674
Total	28,273,923	36,529,002	29,933,339	28,240,512