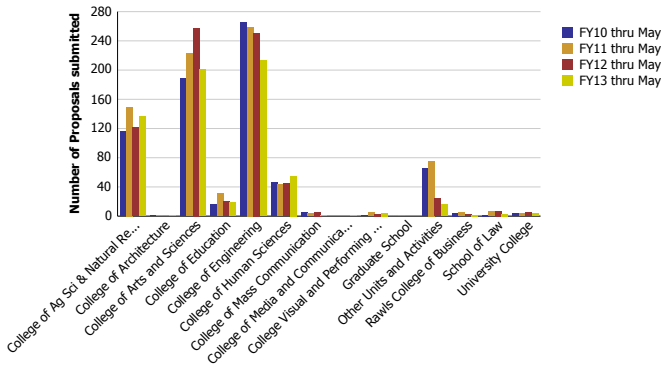
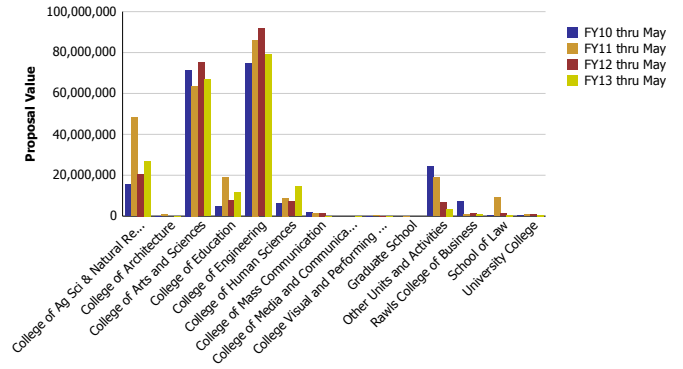


Research Metrics through May FY13 (by Faculty Home Department)

Number of Proposals submitted by Faculty Home Department



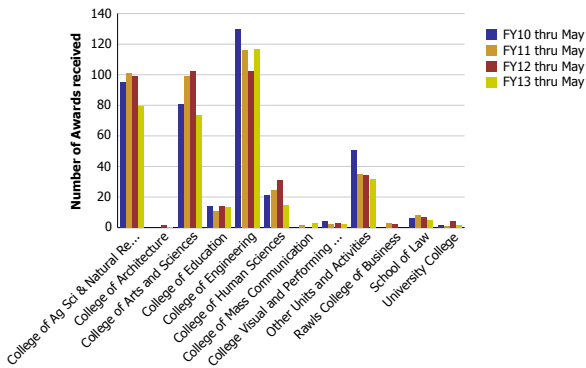
Proposal Value by Faculty Home Department



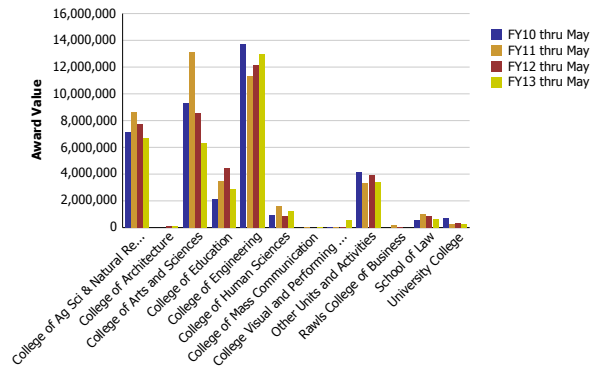
Number of Proposals submitted	FY10 thru May	FY11 thru May	FY12 thru May	FY13 thru May
College of Ag Sci & Natural Resources	115.72	149.58	121.19	136.87
College of Architecture	0.40	0.50		1.00
College of Arts and Sciences	188.35	222.87	257.47	200.81
College of Education	15.66	31.04	20.48	18.69
College of Engineering	264.85	258.90	250.97	213.23
College of Human Sciences	46.18	43.20	44.58	54.87
College of Mass Communication	5.60	3.67	5.65	1.33
College of Media and Communication				0.67
College Visual and Performing Arts	0.85	5.00	3.00	4.50
Graduate School		1.00		
Other Units and Activities	64.86	75.47	24.42	16.03
Rawls College of Business	4.35	4.83	2.30	1.52
School of Law	1.50	5.98	7.10	3.00
University College	3.68	3.96	4.84	3.48
Total	712	806	742	656

Proposal Value	FY10 thru May	FY11 thru May	FY12 thru May	FY13 thru May
College of Ag Sci & Natural Resources	15,602,330	48,224,255	20,593,738	26,905,175
College of Architecture	79,928	712,890		13,694
College of Arts and Sciences	71,542,279	63,713,451	75,206,005	66,954,036
College of Education	4,828,274	18,819,918	7,616,329	11,823,994
College of Engineering	74,805,705	86,162,279	91,760,507	79,319,015
College of Human Sciences	6,348,157	8,933,303	7,265,645	14,440,965
College of Mass Communication	2,040,191	1,593,223	1,562,665	28,250
College of Media and Communication				16,750
College Visual and Performing Arts	125,252	445,389	40,500	89,997
Graduate School		100,000		
Other Units and Activities	24,449,241	18,750,957	6,870,574	3,553,357
Rawls College of Business	7,130,611	857,570	1,324,776	742,665
School of Law	223,844	9,292,162	1,157,281	622,000
University College	323,278	816,701	685,088	529,474
Total	207,499,089	258,422,098	214,083,107	205,039,371

Number of Awards received by Faculty Home Department



Award Value by Faculty Home Department



Number of Awards received	FY10 thru May	FY11 thru May	FY12 thru May	FY13 thru May
College of Ag Sci & Natural Resources	95.49	100.76	98.85	79.67
College of Architecture			1.50	0.50
College of Arts and Sciences	80.93	99.38	102.16	73.74
College of Education	14.26	10.99	14.30	13.75
College of Engineering	129.64	115.79	102.34	116.55
College of Human Sciences	21.47	24.40	31.30	14.52
College of Mass Communication		1.75		3.00
College Visual and Performing Arts	4.00	2.00	3.00	2.17
Other Units and Activities	50.78	34.82	34.55	31.75
Rawls College of Business		2.96	2.00	
School of Law	6.00	8.25	7.00	5.00
University College	1.43	0.90	4.00	1.35
Total	404	402	401	342

Award Value	FY10 thru May	FY11 thru May	FY12 thru May	FY13 thru May
College of Ag Sci & Natural Resources	7,133,796	8,643,271	7,750,404	6,660,110
College of Architecture			92,318	75,928
College of Arts and Sciences	9,279,631	13,084,781	8,531,968	6,345,846
College of Education	2,160,674	3,440,971	4,469,551	2,906,271
College of Engineering	13,686,840	11,337,916	12,181,606	12,951,880
College of Human Sciences	961,685	1,606,920	856,705	1,237,576
College of Mass Communication		55,769		36,700
College Visual and Performing Arts	60,000	30,500	40,500	594,844
Other Units and Activities	4,146,568	3,302,893	3,910,016	3,402,649
Rawls College of Business		169,799	67,052	
School of Law	573,299	990,765	846,095	650,920
University College	678,678	300,184	366,005	275,674
Total	38,681,171	42,963,770	39,112,220	35,138,397