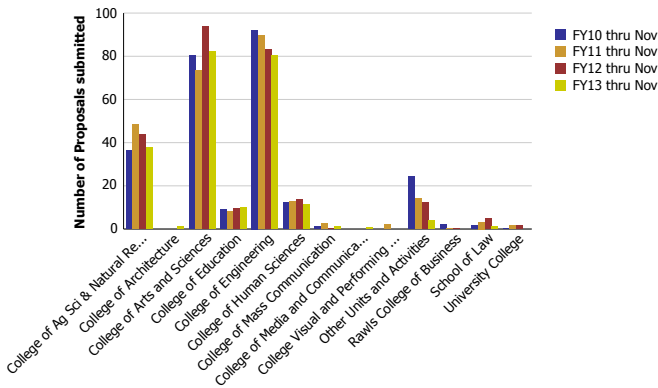
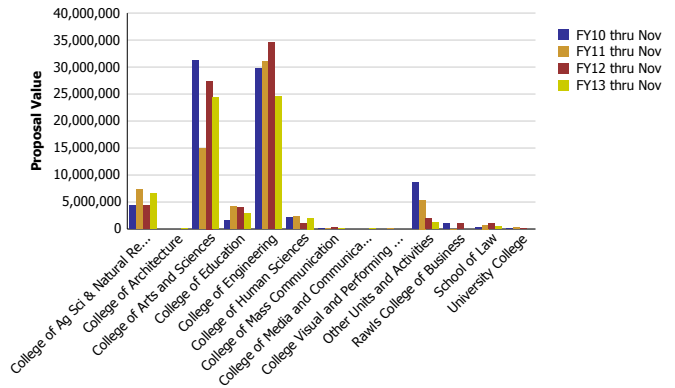


Research Metrics through November FY13 (by Faculty Home Department)

Number of Proposals submitted by Faculty Home Department



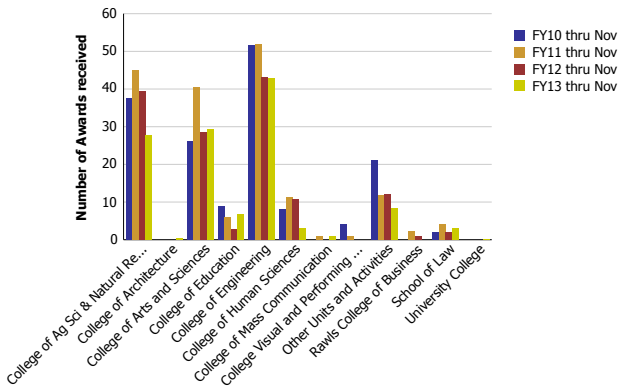
Proposal Value by Faculty Home Department



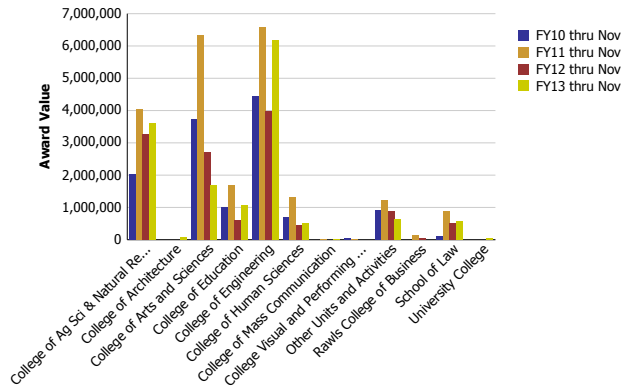
Number of Proposals submitted	FY10 thru Nov	FY11 thru Nov	FY12 thru Nov	FY13 thru Nov
College of Ag Sci & Natural Resources	36.54	48.62	43.67	37.89
College of Architecture				1.00
College of Arts and Sciences	80.27	73.34	93.87	82.09
College of Education	9.05	8.00	9.70	9.91
College of Engineering	92.16	89.46	83.01	80.24
College of Human Sciences	12.36	12.68	13.60	11.15
College of Mass Communication	1.00	2.65	0.10	1.00
College of Media and Communication				0.67
College Visual and Performing Arts		2.00		
Other Units and Activities	24.42	14.25	12.25	4.05
Rawls College of Business	2.30	0.25	0.30	
School of Law	1.50	3.25	5.00	1.00
University College	0.40	1.50	1.50	
Total	260	256	263	229

Proposal Value	FY10 thru Nov	FY11 thru Nov	FY12 thru Nov	FY13 thru Nov
College of Ag Sci & Natural Resources	4,444,729	7,307,868	4,336,254	6,569,137
College of Architecture				13,694
College of Arts and Sciences	31,257,450	14,888,857	27,413,178	24,329,047
College of Education	1,642,920	4,260,200	4,052,156	2,808,907
College of Engineering	29,693,766	30,948,518	34,510,268	24,565,544
College of Human Sciences	2,191,943	2,291,206	949,096	2,046,528
College of Mass Communication	19,177	169,935	350,000	20,000
College of Media and Communication				16,750
College Visual and Performing Arts		105,000		
Other Units and Activities	8,535,525	5,374,542	1,972,535	1,227,135
Rawls College of Business	1,034,609	2,750	1,050,000	
School of Law	223,844	745,251	1,001,163	472,000
University College	72,300	230,309	13,875	
Total	79,116,262	66,324,435	75,648,526	62,068,742

Number of Awards received by Faculty Home Department



Award Value by Faculty Home Department



Number of Awards received	FY10 thru Nov	FY11 thru Nov	FY12 thru Nov	FY13 thru Nov
College of Ag Sci & Natural Resources	37.52	44.99	39.54	27.85
College of Architecture				0.50
College of Arts and Sciences	26.08	40.46	28.56	29.37
College of Education	8.86	6.09	2.90	6.73
College of Engineering	51.54	51.78	43.20	42.97
College of Human Sciences	8.00	11.27	10.80	3.00
College of Mass Communication		1.00		1.00
College Visual and Performing Arts	4.00	1.00		
Other Units and Activities	21.00	11.86	12.00	8.33
Rawls College of Business		2.30	1.00	
School of Law	2.00	4.25	2.00	3.00
University College				0.25
Total	159	175	140	123

Award Value	FY10 thru Nov	FY11 thru Nov	FY12 thru Nov	FY13 thru Nov
College of Ag Sci & Natural Resources	2,036,362	4,048,982	3,268,723	3,598,716
College of Architecture				75,928
College of Arts and Sciences	3,731,136	6,345,769	2,717,467	1,699,820
College of Education	1,011,682	1,679,530	615,185	1,067,000
College of Engineering	4,435,073	6,594,365	3,987,838	6,193,018
College of Human Sciences	703,037	1,302,592	459,842	502,959
College of Mass Communication		20,144		20,000
College Visual and Performing Arts	60,000	30,000		
Other Units and Activities	915,668	1,228,934	887,443	634,554
Rawls College of Business		142,901	42,276	
School of Law	100,665	873,398	520,000	562,920
University College				35,789
Total	12,993,623	22,266,614	12,498,774	14,390,704