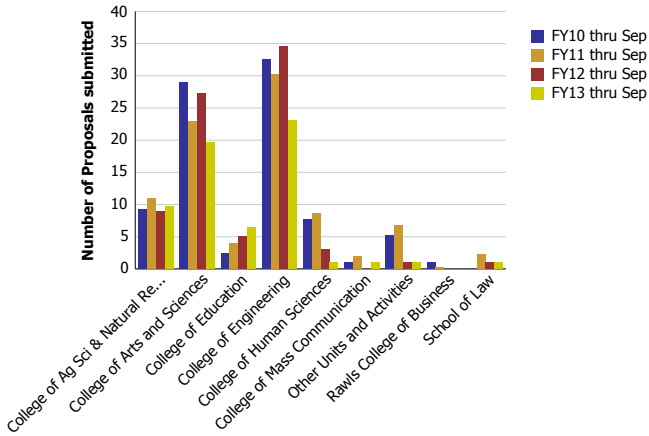
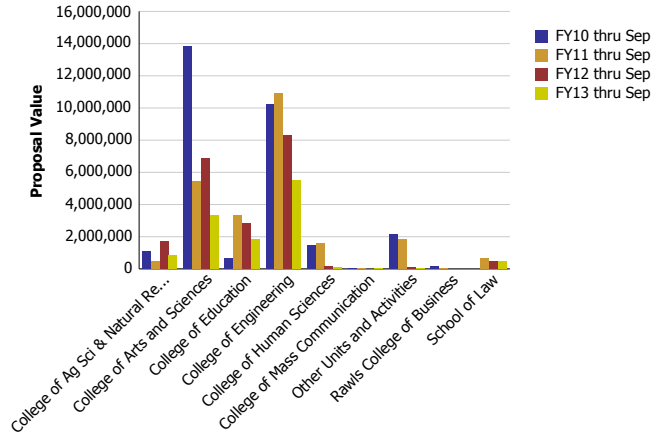


Research Metrics through September FY13 (by Faculty Home Department)

Number of Proposals submitted by Faculty Home Department

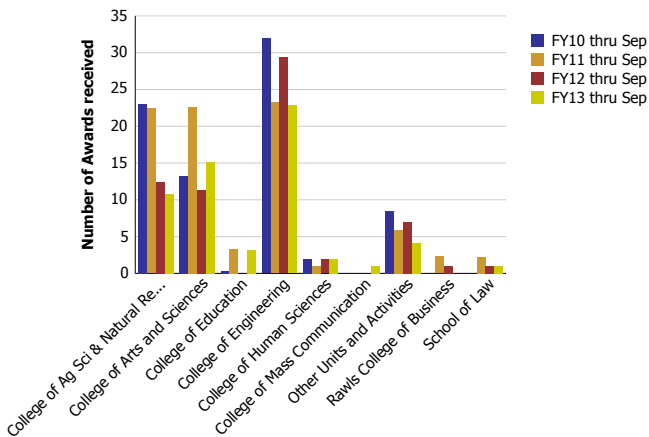


Proposal Value by Faculty Home Department

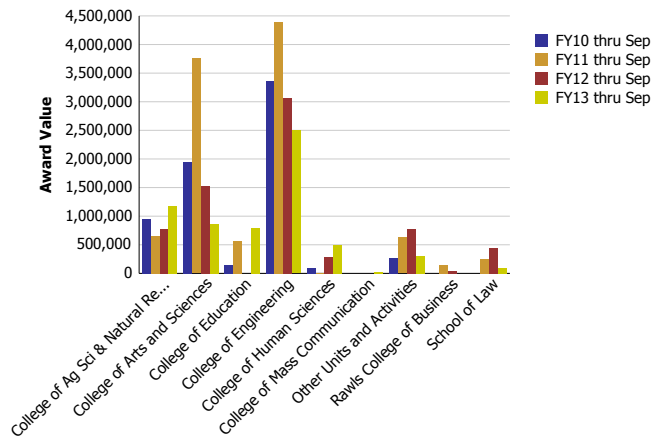


Number of Proposals submitted	FY10 thru Sep	FY11 thru Sep	FY12 thru Sep	FY13 thru Sep	Proposal Value	FY10 thru Sep	FY11 thru Sep	FY12 thru Sep	FY13 thru Sep
College of Ag Sci & Natural Resources	9.25	10.88	8.89	9.64	College of Ag Sci & Natural Resources	1,081,048	485,927	1,709,381	842,455
College of Arts and Sciences	29.02	22.95	27.33	19.73	College of Arts and Sciences	13,804,412	5,455,115	6,887,553	3,347,066
College of Education	2.35	4.00	5.10	6.50	College of Education	631,486	3,303,613	2,814,979	1,813,685
College of Engineering	32.51	30.24	34.58	23.13	College of Engineering	10,237,835	10,936,205	8,292,173	5,495,632
College of Human Sciences	7.70	8.68	3.10	1.00	College of Human Sciences	1,449,548	1,555,529	138,465	104,811
College of Mass Communication	1.00	2.00		1.00	College of Mass Communication	19,177	7,437		20,000
Other Units and Activities	5.17	6.75	1.00	1.00	Other Units and Activities	2,130,521	1,811,180	121,127	10,000
Rawls College of Business	1.00	0.25			Rawls College of Business	153,444	2,750		
School of Law		2.25	1.00	1.00	School of Law		680,962	440,000	472,000
Total	88	88	81	63	Total	29,507,472	24,238,718	20,403,678	12,105,649

Number of Awards received by Faculty Home Department



Award Value by Faculty Home Department



Number of Awards received	FY10 thru Sep	FY11 thru Sep	FY12 thru Sep	FY13 thru Sep	Award Value	FY10 thru Sep	FY11 thru Sep	FY12 thru Sep	FY13 thru Sep
College of Ag Sci & Natural Resources	23.00	22.40	12.44	10.75	College of Ag Sci & Natural Resources	956,951	651,029	776,232	1,181,069
College of Arts and Sciences	13.26	22.59	11.32	15.19	College of Arts and Sciences	1,941,642	3,754,095	1,525,414	862,836
College of Education	0.30	3.29		3.15	College of Education	149,294	572,708		791,558
College of Engineering	31.94	23.24	29.34	22.83	College of Engineering	3,363,284	4,389,152	3,059,531	2,498,327
College of Human Sciences	2.00	1.00	1.90	2.00	College of Human Sciences	96,802	975	283,151	495,000
College of Mass Communication				1.00	College of Mass Communication				20,000
Other Units and Activities	8.50	5.93	7.00	4.08	Other Units and Activities	275,976	626,422	770,699	298,412
Rawls College of Business		2.30	1.00		Rawls College of Business		142,901	42,276	
School of Law		2.25	1.00	1.00	School of Law		246,045	440,000	99,920
Total	79	83	64	60	Total	6,783,949	10,383,327	6,897,303	6,247,122