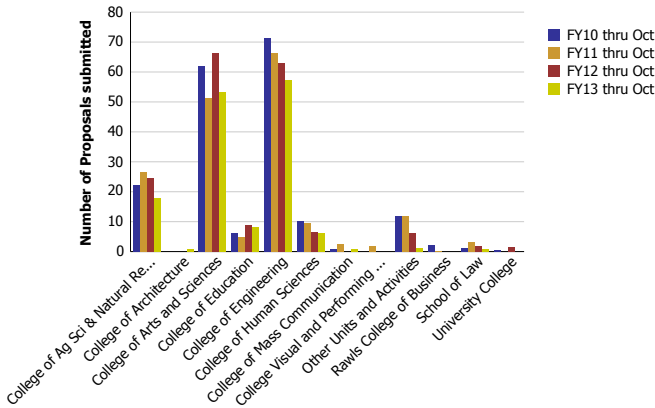
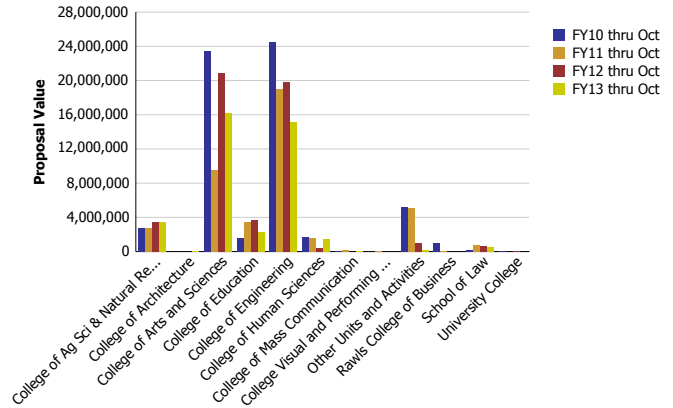


Research Metrics through October FY13 (by Faculty Home Department)

Number of Proposals submitted by Faculty Home Department



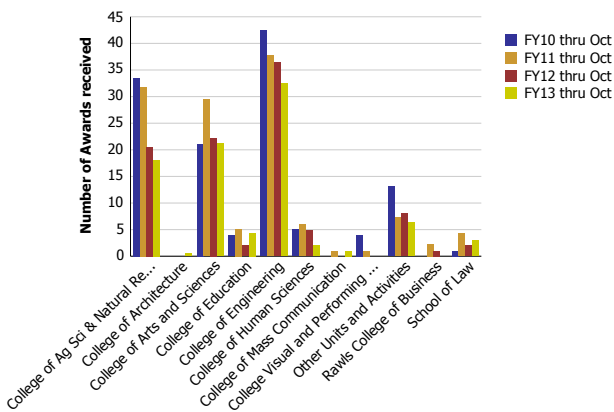
Proposal Value by Faculty Home Department



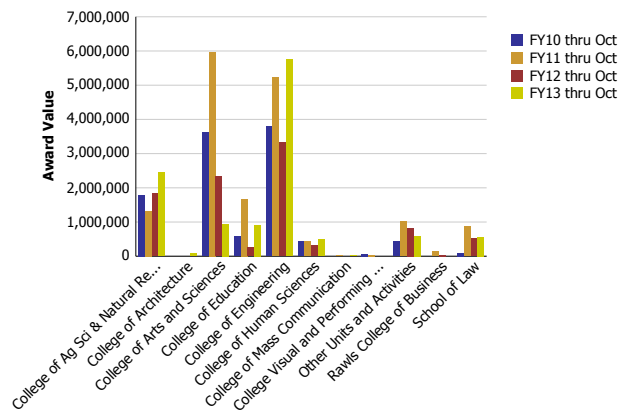
Number of Proposals submitted	FY10 thru Oct	FY11 thru Oct	FY12 thru Oct	FY13 thru Oct
College of Ag Sci & Natural Resources	22.12	26.62	24.67	17.89
College of Architecture				1.00
College of Arts and Sciences	61.92	51.34	66.21	53.29
College of Education	6.05	5.00	8.70	8.18
College of Engineering	71.26	66.46	63.07	57.29
College of Human Sciences	10.03	9.68	6.60	6.20
College of Mass Communication	1.00	2.65		1.00
College Visual and Performing Arts		2.00		
Other Units and Activities	11.77	11.75	6.25	1.15
Rawls College of Business	2.30	0.25		
School of Law	1.15	3.25	2.00	1.00
University College	0.40		1.50	
Total	188	179	179	147

Proposal Value	FY10 thru Oct	FY11 thru Oct	FY12 thru Oct	FY13 thru Oct
College of Ag Sci & Natural Resources	2,797,311	2,778,940	3,450,038	3,403,394
College of Architecture				13,694
College of Arts and Sciences	23,443,521	9,563,023	20,880,056	16,181,877
College of Education	1,566,476	3,503,618	3,699,839	2,300,144
College of Engineering	24,535,271	18,980,594	19,788,441	15,122,699
College of Human Sciences	1,687,862	1,605,049	464,520	1,506,272
College of Mass Communication	19,177	169,935		20,000
College Visual and Performing Arts		105,000		
Other Units and Activities	5,249,410	5,101,197	998,205	126,056
Rawls College of Business	1,034,609	2,750		
School of Law	215,310	745,251	600,000	472,000
University College	72,300		13,875	
Total	60,621,246	42,555,356	49,894,973	39,146,135

Number of Awards received by Faculty Home Department



Award Value by Faculty Home Department



Number of Awards received	FY10 thru Oct	FY11 thru Oct	FY12 thru Oct	FY13 thru Oct
College of Ag Sci & Natural Resources	33.52	31.80	20.54	18.11
College of Architecture				0.50
College of Arts and Sciences	21.08	29.46	22.21	21.19
College of Education	3.86	5.09	2.00	4.40
College of Engineering	42.44	37.77	36.45	32.47
College of Human Sciences	5.00	6.00	4.80	2.00
College of Mass Communication		1.00		1.00
College Visual and Performing Arts	4.00	1.00		
Other Units and Activities	13.10	7.33	8.00	6.33
Rawls College of Business		2.30	1.00	
School of Law	1.00	4.25	2.00	3.00
Total	124	126	97	89

Award Value	FY10 thru Oct	FY11 thru Oct	FY12 thru Oct	FY13 thru Oct
College of Ag Sci & Natural Resources	1,794,589	1,320,909	1,830,577	2,455,086
College of Architecture				75,928
College of Arts and Sciences	3,610,758	5,966,023	2,331,497	937,374
College of Education	579,541	1,667,530	258,447	919,058
College of Engineering	3,792,354	5,220,204	3,317,528	5,748,416
College of Human Sciences	435,625	424,306	311,021	495,000
College of Mass Communication		20,144		20,000
College Visual and Performing Arts	60,000	30,000		
Other Units and Activities	432,069	1,012,419	825,974	595,554
Rawls College of Business		142,901	42,276	
School of Law	100,000	873,398	520,000	562,920
Total	10,804,935	16,677,834	9,437,319	11,809,337