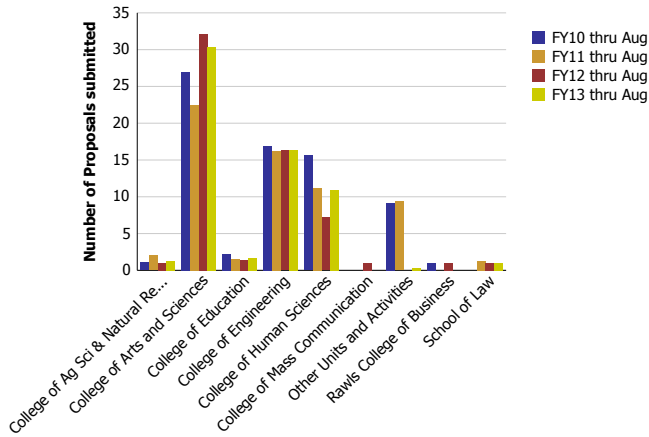
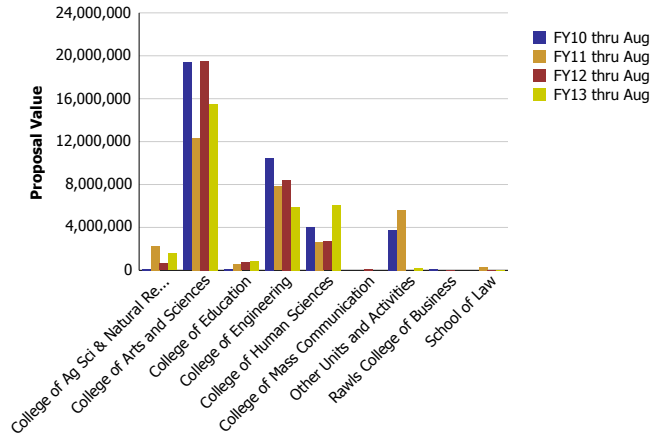


Research Metrics through August FY13 (by Faculty Home Department) (NIH)

Number of Proposals submitted to NIH by Faculty Home Department

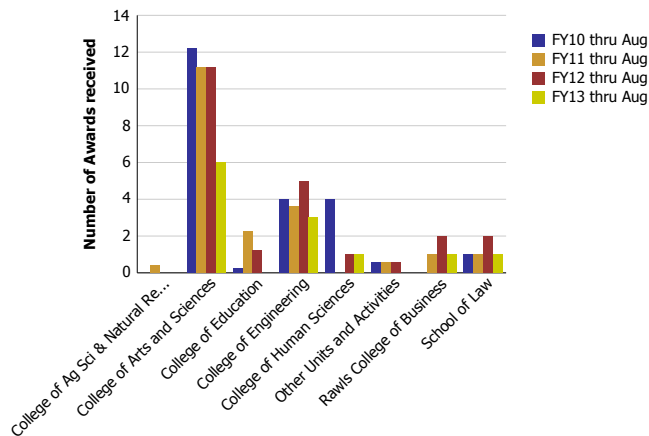


Proposal Value submitted to NIH by Faculty Home Department

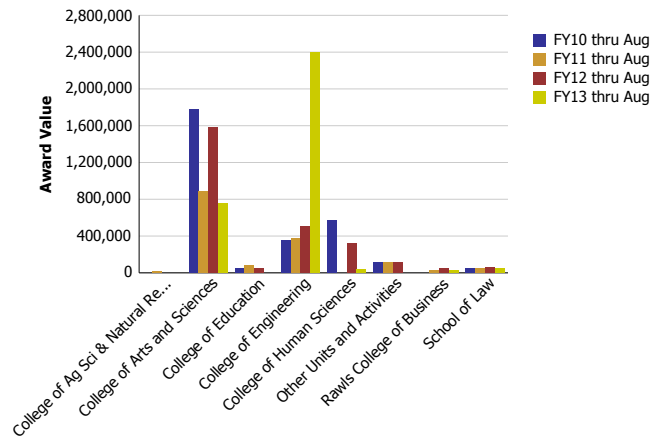


Number of Proposals submitted	FY10 thru Aug	FY11 thru Aug	FY12 thru Aug	FY13 thru Aug	Proposal Value	FY10 thru Aug	FY11 thru Aug	FY12 thru Aug	FY13 thru Aug
College of Ag Sci & Natural Resources	1.07	2.00	1.00	1.25	College of Ag Sci & Natural Resources	120,781	2,277,635	643,402	1,581,567
College of Arts and Sciences	27.00	22.50	32.10	30.35	College of Arts and Sciences	19,365,612	12,342,820	19,535,068	15,479,134
College of Education	2.20	1.50	1.40	1.70	College of Education	115,087	593,955	739,757	878,329
College of Engineering	16.90	16.25	16.31	16.40	College of Engineering	10,495,338	7,814,952	8,433,216	5,928,769
College of Human Sciences	15.63	11.15	7.19	10.95	College of Human Sciences	4,019,935	2,617,746	2,678,456	6,080,692
College of Mass Communication			1.00		College of Mass Communication			130,548	
Other Units and Activities	9.20	9.35		0.35	Other Units and Activities	3,730,137	5,603,589		218,785
Rawls College of Business	1.00		1.00		Rawls College of Business	153,444		24,776	
School of Law		1.25	1.00	1.00	School of Law		299,574	51,121	48,369
Total	73	64	61	62	Total	38,000,333	31,550,271	32,236,343	30,215,646

Number of Awards received from NIH by Faculty Home Department



Award Value received from NIH by Faculty Home Department



Number of Awards received	FY10 thru Aug	FY11 thru Aug	FY12 thru Aug	FY13 thru Aug	Award Value	FY10 thru Aug	FY11 thru Aug	FY12 thru Aug	FY13 thru Aug
College of Ag Sci & Natural Resources		0.40			College of Ag Sci & Natural Resources		20,000		
College of Arts and Sciences	12.20	11.20	11.20	6.00	College of Arts and Sciences	1,781,722	890,346	1,580,622	759,265
College of Education	0.25	2.25	1.25		College of Education	52,687	77,491	47,612	
College of Engineering	4.00	3.60	5.00	3.00	College of Engineering	356,637	379,483	505,174	2,397,586
College of Human Sciences	4.00		1.00	1.00	College of Human Sciences	572,101		325,788	37,564
College of Mass Communication		0.55	0.55		College of Mass Communication		115,911	112,601	
Other Units and Activities	0.55		2.00	1.00	Other Units and Activities	115,911			
Rawls College of Business		1.00	2.00	1.00	Rawls College of Business		25,025	49,552	23,909
School of Law	1.00	1.00	2.00	1.00	School of Law	49,117	45,567	54,651	48,369
Total	22	20	23	12	Total	2,928,175	1,553,435	2,676,001	3,266,693