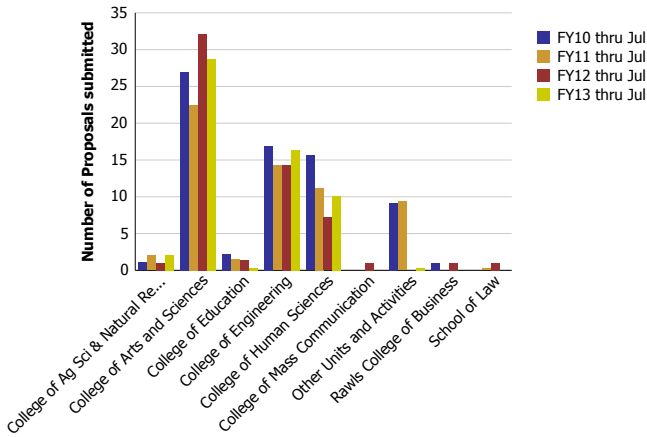
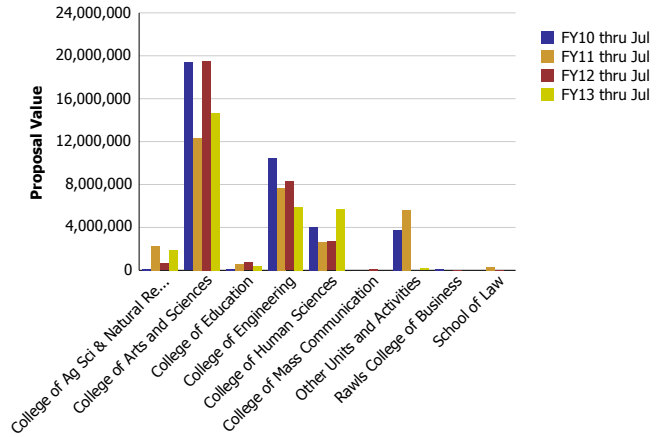


Research Metrics through July FY13 (by Faculty Home Department) (NIH)

Number of Proposals submitted to NIH by Faculty Home Department



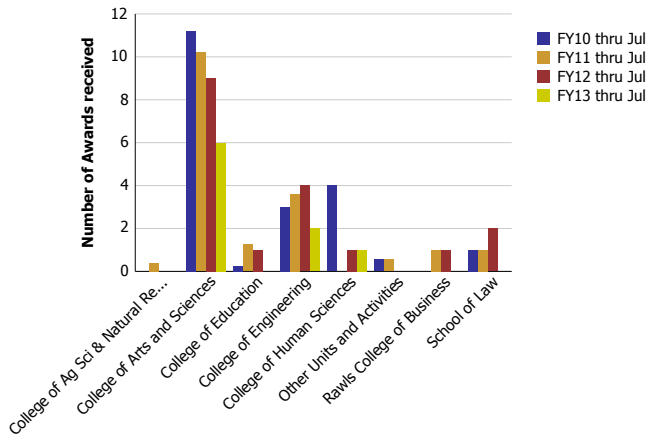
Proposal Value submitted to NIH by Faculty Home Department



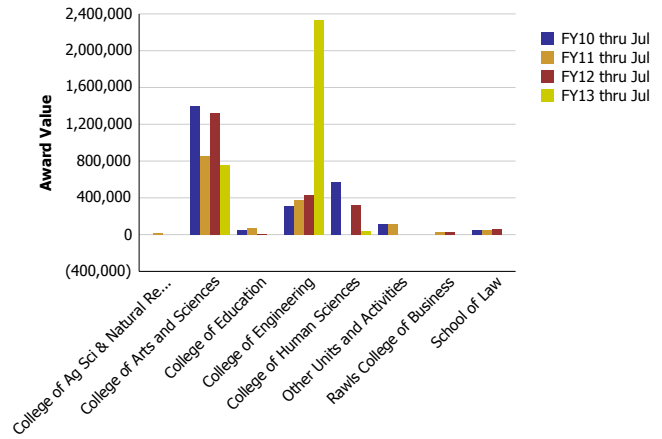
Number of Proposals submitted	FY10 thru Jul	FY11 thru Jul	FY12 thru Jul	FY13 thru Jul
College of Ag Sci & Natural Resources	1.07	2.00	1.00	2.05
College of Arts and Sciences	27.00	22.50	32.10	28.75
College of Education	2.20	1.50	1.40	0.35
College of Engineering	16.90	14.25	14.31	16.40
College of Human Sciences	15.63	11.15	7.19	10.15
College of Mass Communication			1.00	
Other Units and Activities	9.20	9.35		0.30
Rawls College of Business	1.00		1.00	
School of Law		0.25	1.00	
Total	73	61	59	58

Proposal Value	FY10 thru Jul	FY11 thru Jul	FY12 thru Jul	FY13 thru Jul
College of Ag Sci & Natural Resources	120,781	2,277,635	643,402	1,925,382
College of Arts and Sciences	19,365,612	12,342,820	19,535,068	14,697,982
College of Education	115,087	593,955	739,757	388,463
College of Engineering	10,495,338	7,704,952	8,293,808	5,928,769
College of Human Sciences	4,019,935	2,617,746	2,678,456	5,736,877
College of Mass Communication			130,548	
Other Units and Activities	3,730,137	5,603,589		163,291
Rawls College of Business	153,444		24,776	
School of Law		295,022	51,121	
Total	38,000,333	31,435,719	32,096,935	28,840,763

Number of Awards received from NIH by Faculty Home Department



Award Value received from NIH by Faculty Home Department



Number of Awards received	FY10 thru Jul	FY11 thru Jul	FY12 thru Jul	FY13 thru Jul
College of Ag Sci & Natural Resources		0.40		
College of Arts and Sciences	11.20	10.20	9.00	6.00
College of Education	0.25	1.25	1.00	
College of Engineering	3.00	3.60	4.00	2.00
College of Human Sciences	4.00		1.00	1.00
Other Units and Activities	0.55	0.55		
Rawls College of Business		1.00	1.00	
School of Law	1.00	1.00	2.00	
Total	20	18	18	9

Award Value	FY10 thru Jul	FY11 thru Jul	FY12 thru Jul	FY13 thru Jul
College of Ag Sci & Natural Resources		20,000		
College of Arts and Sciences	1,397,869	851,349	1,326,722	759,265
College of Education	52,687	65,510	(3,570)	
College of Engineering	306,637	379,483	431,174	2,337,587
College of Human Sciences	572,101		325,788	37,564
Other Units and Activities	115,911	115,523		
Rawls College of Business		25,025	24,776	
School of Law	49,117	45,567	54,651	
Total	2,494,322	1,502,457	2,159,541	3,134,416