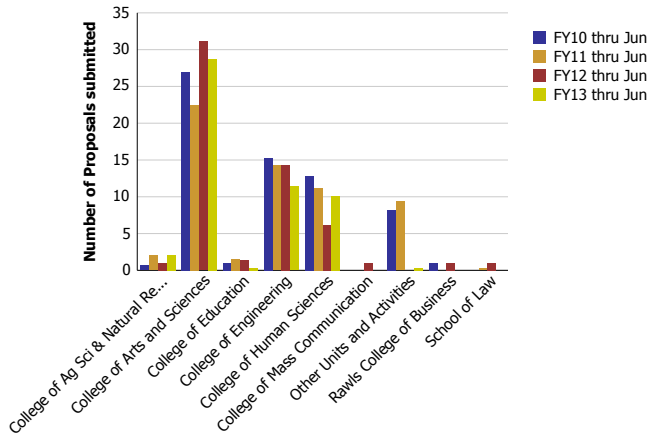
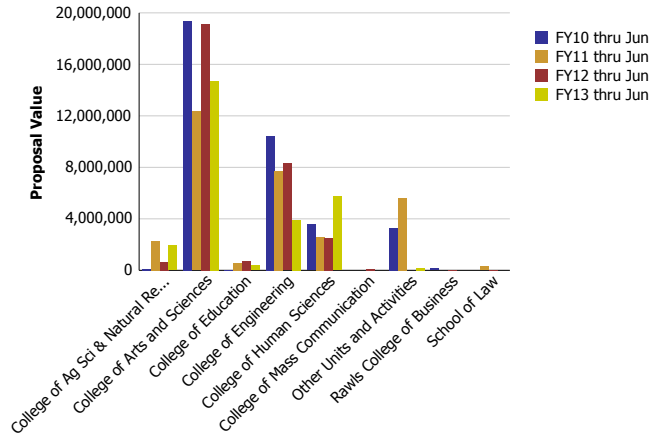


Research Metrics through June FY13 (by Faculty Home Department) (NIH)

Number of Proposals submitted to NIH by Faculty Home Department

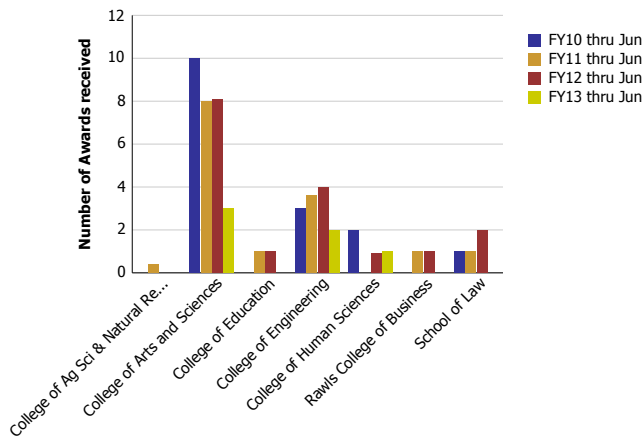


Proposal Value submitted to NIH by Faculty Home Department

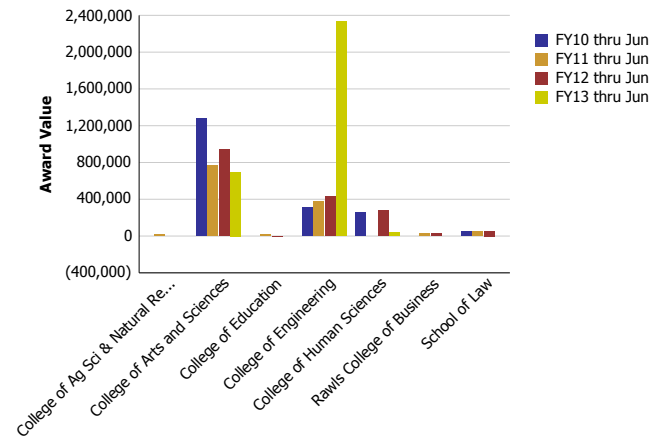


Number of Proposals submitted	FY10 thru Jun	FY11 thru Jun	FY12 thru Jun	FY13 thru Jun	Proposal Value	FY10 thru Jun	FY11 thru Jun	FY12 thru Jun	FY13 thru Jun
College of Ag Sci & Natural Resources	0.67	2.00	1.00	2.05	College of Ag Sci & Natural Resources	100,781	2,277,635	643,402	1,925,382
College of Arts and Sciences	27.00	22.50	31.10	28.75	College of Arts and Sciences	19,365,612	12,342,820	19,143,996	14,697,982
College of Education	1.00	1.50	1.40	0.35	College of Education	33,597	593,955	739,757	388,463
College of Engineering	15.30	14.25	14.31	11.40	College of Engineering	10,415,338	7,704,952	8,293,808	3,934,357
College of Human Sciences	12.83	11.15	6.19	10.15	College of Human Sciences	3,556,960	2,617,746	2,531,302	5,736,877
College of Mass Communication			1.00		College of Mass Communication			130,548	
Other Units and Activities	8.20	9.35		0.30	Other Units and Activities	3,279,975	5,603,589		163,291
Rawls College of Business	1.00		1.00		Rawls College of Business	153,444		24,776	
School of Law		0.25	1.00		School of Law		295,022	51,121	
Total	66	61	57	53	Total	36,905,706	31,435,719	31,558,710	26,846,351

Number of Awards received from NIH by Faculty Home Department



Award Value received from NIH by Faculty Home Department



Number of Awards received	FY10 thru Jun	FY11 thru Jun	FY12 thru Jun	FY13 thru Jun	Award Value	FY10 thru Jun	FY11 thru Jun	FY12 thru Jun	FY13 thru Jun
College of Ag Sci & Natural Resources		0.40			College of Ag Sci & Natural Resources		20,000		
College of Arts and Sciences	10.00	8.00	8.10	3.00	College of Arts and Sciences	1,282,469	766,461	937,719	696,534
College of Education		1.00	1.00		College of Education		13,000	(3,570)	
College of Engineering	3.00	3.60	4.00	2.00	College of Engineering	306,637	379,483	431,174	2,337,587
College of Human Sciences	2.00		0.90	1.00	College of Human Sciences	261,042		282,566	37,564
Rawls College of Business		1.00	1.00		Rawls College of Business		25,025	24,776	
School of Law	1.00	1.00	2.00		School of Law	49,117	45,567	54,651	
Total	16	15	17	6	Total	1,899,265	1,249,536	1,727,316	3,071,685