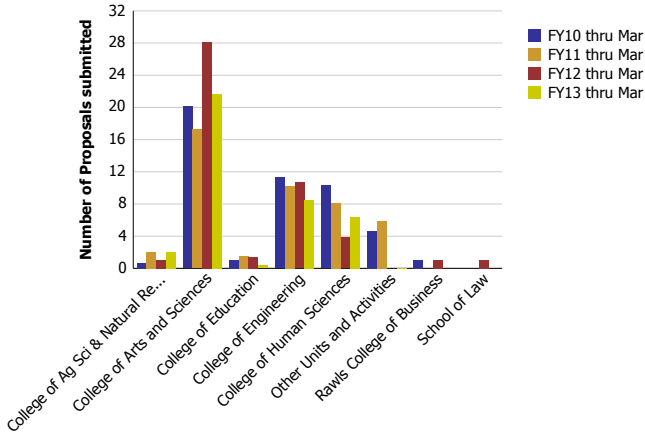
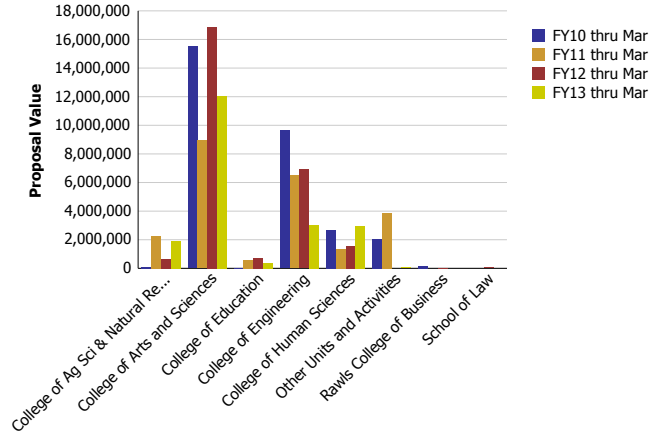


Research Metrics through March FY13 (by Faculty Home Department) (NIH)

Number of Proposals submitted to NIH by Faculty Home Department

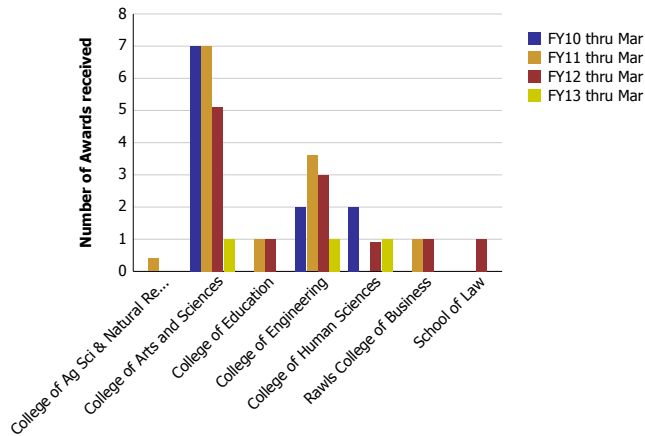


Proposal Value submitted to NIH by Faculty Home Department

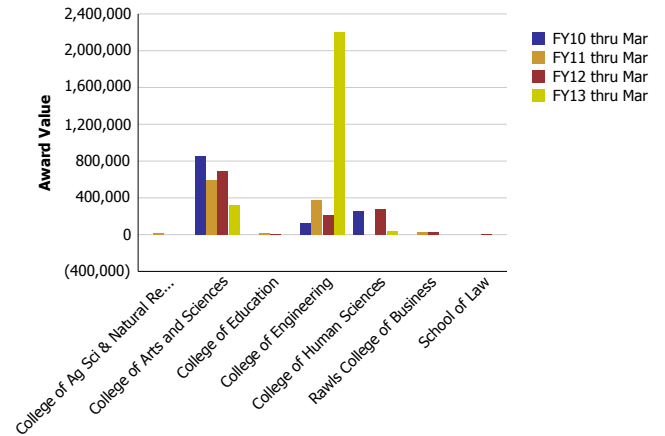


Number of Proposals submitted	FY10 thru Mar	FY11 thru Mar	FY12 thru Mar	FY13 thru Mar	Proposal Value	FY10 thru Mar	FY11 thru Mar	FY12 thru Mar	FY13 thru Mar
College of Ag Sci & Natural Resources	0.67	2.00	1.00	2.05	College of Ag Sci & Natural Resources	100,781	2,277,635	643,402	1,925,382
College of Arts and Sciences	20.10	17.25	28.10	21.65	College of Arts and Sciences	15,509,701	8,930,803	16,860,646	12,057,698
College of Education	1.00	1.50	1.40	0.35	College of Education	33,597	593,955	739,757	388,463
College of Engineering	11.30	10.25	10.65	8.50	College of Engineering	9,630,217	6,484,639	6,914,912	3,044,186
College of Human Sciences	10.28	8.15	3.85	6.40	College of Human Sciences	2,687,237	1,374,483	1,549,606	2,983,765
Other Units and Activities	4.65	5.85		0.05	Other Units and Activities	2,032,289	3,884,837		55,495
Rawls College of Business	1.00		1.00		Rawls College of Business	153,444		24,776	
School of Law			1.00		School of Law			51,121	
Total	49	45	47	39	Total	30,147,266	23,546,352	26,784,219	20,454,989

Number of Awards received from NIH by Faculty Home Department



Award Value received from NIH by Faculty Home Department



Number of Awards received	FY10 thru Mar	FY11 thru Mar	FY12 thru Mar	FY13 thru Mar	Award Value	FY10 thru Mar	FY11 thru Mar	FY12 thru Mar	FY13 thru Mar
College of Ag Sci & Natural Resources		0.40			College of Ag Sci & Natural Resources		20,000		
College of Arts and Sciences	7.00	7.00	5.10	1.00	College of Arts and Sciences	852,682	589,118	690,402	321,462
College of Education		1.00	1.00		College of Education		13,000	(3,570)	
College of Engineering	2.00	3.60	3.00	1.00	College of Engineering	126,500	379,483	216,077	2,205,000
College of Human Sciences	2.00		0.90	1.00	College of Human Sciences	261,042		282,566	37,564
Rawls College of Business		1.00	1.00		Rawls College of Business		25,025	24,776	
School of Law			1.00		School of Law			4,552	
Total	11	13	12	3	Total	1,240,224	1,026,626	1,214,803	2,564,026