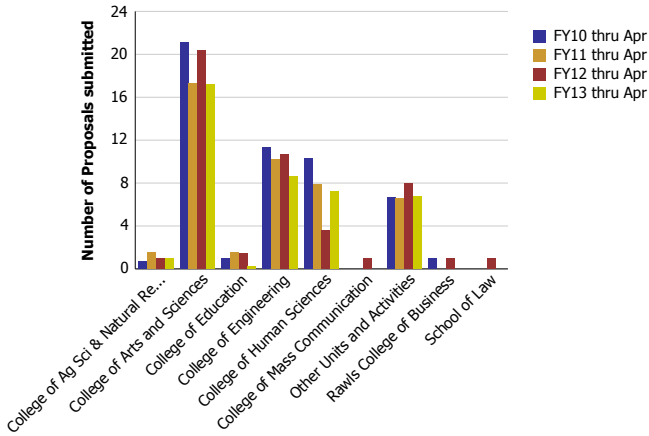
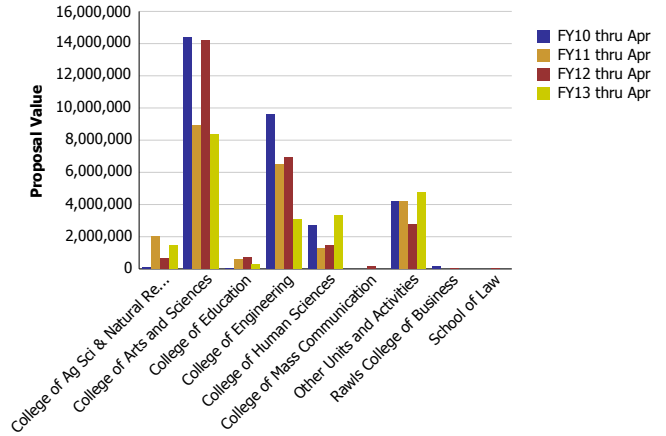


Research Metrics through April FY13 (by Submitting Unit) NIH

Number of Proposals submitted to NIH by Submitting Unit

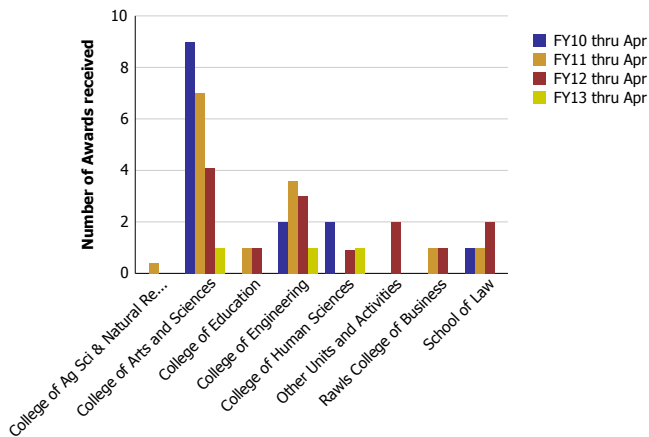


Proposal Value submitted to NIH by Submitting Unit

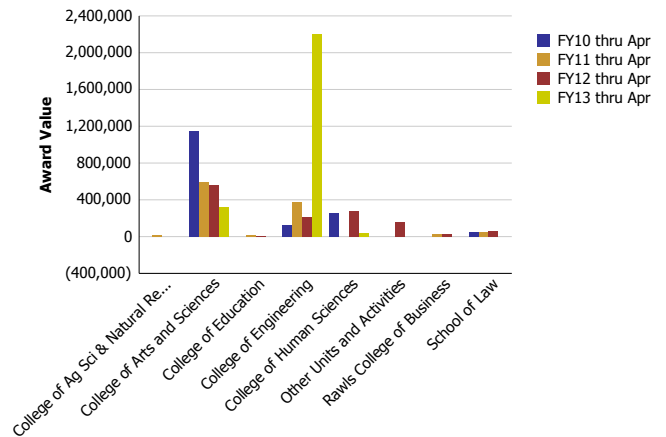


| Number of Proposals submitted | FY10 thru Apr | FY11 thru Apr | FY12 thru Apr | FY13 thru Apr | Proposal Value | FY10 thru Apr | FY11 thru Apr | FY12 thru Apr | FY13 thru Apr |
|---------------------------------------|---------------|---------------|---------------|---------------|---------------------------------------|-------------------|-------------------|-------------------|-------------------|
| College of Ag Sci & Natural Resources | 0.67 | 1.50 | 1.00 | 1.00 | College of Ag Sci & Natural Resources | 100,781 | 2,032,772 | 643,402 | 1,474,177 |
| College of Arts and Sciences | 21.10 | 17.25 | 20.35 | 17.20 | College of Arts and Sciences | 14,382,513 | 8,930,803 | 14,169,215 | 8,370,507 |
| College of Education | 1.00 | 1.50 | 1.40 | 0.25 | College of Education | 33,597 | 593,955 | 739,757 | 277,473 |
| College of Engineering | 11.30 | 10.25 | 10.65 | 8.60 | College of Engineering | 9,630,217 | 6,484,639 | 6,914,912 | 3,085,693 |
| College of Human Sciences | 10.28 | 7.90 | 3.60 | 7.20 | College of Human Sciences | 2,687,237 | 1,286,566 | 1,454,097 | 3,327,580 |
| College of Mass Communication | | | 1.00 | | College of Mass Communication | | | 130,548 | |
| Other Units and Activities | 6.65 | 6.60 | 8.00 | 6.75 | Other Units and Activities | 4,173,352 | 4,217,617 | 2,786,940 | 4,783,189 |
| Rawls College of Business | 1.00 | | 1.00 | | Rawls College of Business | 153,444 | | 24,776 | |
| School of Law | | | 1.00 | | School of Law | | | 51,121 | |
| Total | 52 | 45 | 48 | 41 | Total | 31,161,141 | 23,546,352 | 26,914,767 | 21,318,619 |

Number of Awards received from NIH by Submitting Unit



Award Value received from NIH by Submitting Unit



| Number of Awards received | FY10 thru Apr | FY11 thru Apr | FY12 thru Apr | FY13 thru Apr | Award Value | FY10 thru Apr | FY11 thru Apr | FY12 thru Apr | FY13 thru Apr |
|---------------------------------------|---------------|---------------|---------------|---------------|---------------------------------------|------------------|------------------|------------------|------------------|
| College of Ag Sci & Natural Resources | | 0.40 | | | College of Ag Sci & Natural Resources | | 20,000 | | |
| College of Arts and Sciences | 9.00 | 7.00 | 4.10 | 1.00 | College of Arts and Sciences | 1,146,393 | 589,118 | 554,900 | 321,462 |
| College of Education | 1.00 | 1.00 | 1.00 | | College of Education | 13,000 | (3,570) | | |
| College of Engineering | 2.00 | 3.60 | 3.00 | 1.00 | College of Engineering | 126,500 | 379,483 | 216,077 | 2,205,000 |
| College of Human Sciences | 2.00 | | 0.90 | 1.00 | College of Human Sciences | 261,042 | | 282,566 | 37,564 |
| College of Mass Communication | | | 2.00 | | College of Mass Communication | | | 160,554 | |
| Other Units and Activities | | | 2.00 | | Other Units and Activities | | | 160,554 | |
| Rawls College of Business | | 1.00 | 1.00 | | Rawls College of Business | | 25,025 | 24,776 | |
| School of Law | 1.00 | 1.00 | 2.00 | | School of Law | 49,117 | 45,567 | 54,651 | |
| Total | 14 | 14 | 14 | 3 | Total | 1,583,052 | 1,072,193 | 1,289,954 | 2,564,026 |