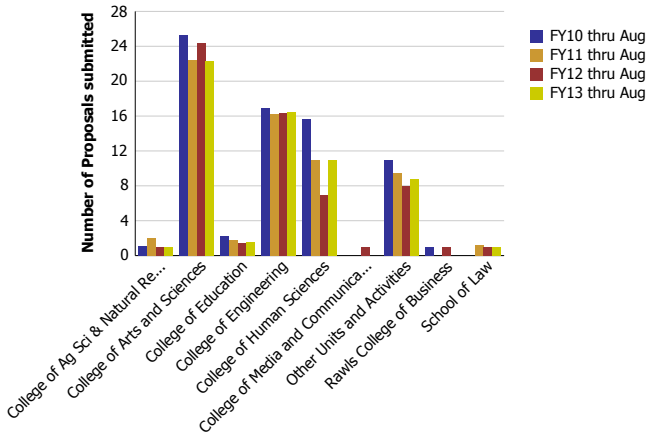
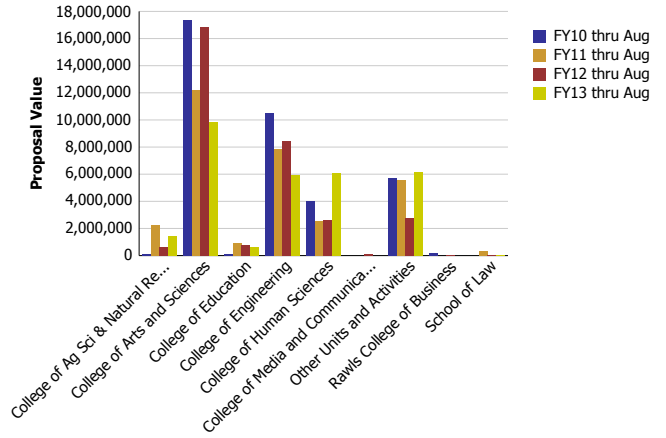


## Research Metrics through August FY13 (by Submitting Unit) NIH

Number of Proposals submitted to NIH by Submitting Unit

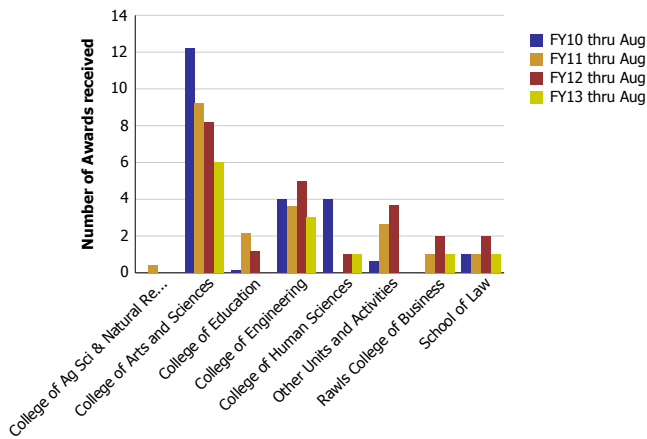


Proposal Value submitted to NIH by Submitting Unit

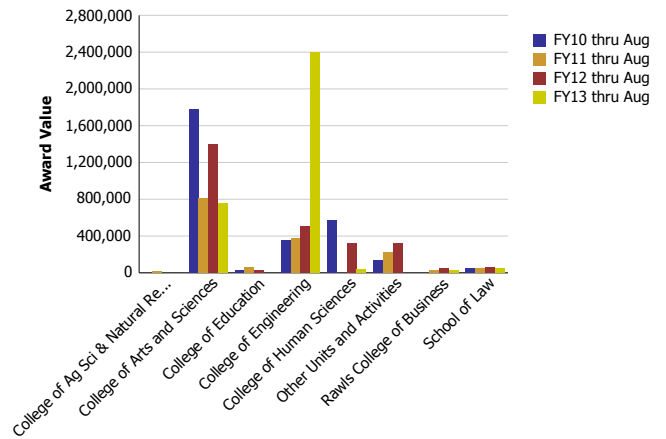


Number of Proposals submitted	FY10 thru Aug	FY11 thru Aug	FY12 thru Aug	FY13 thru Aug	Proposal Value	FY10 thru Aug	FY11 thru Aug	FY12 thru Aug	FY13 thru Aug
College of Ag Sci & Natural Resources	1.07	2.00	1.00	1.00	College of Ag Sci & Natural Resources	120,781	2,277,635	643,402	1,474,177
College of Arts and Sciences	25.25	22.37	24.35	22.30	College of Arts and Sciences	17,349,826	12,189,408	16,843,637	9,858,231
College of Education	2.20	1.75	1.40	1.50	College of Education	115,087	888,977	739,757	656,350
College of Engineering	16.90	16.25	16.31	16.50	College of Engineering	10,495,338	7,814,952	8,433,216	5,970,276
College of Human Sciences	15.63	10.90	6.94	10.95	College of Human Sciences	4,019,935	2,529,829	2,582,947	6,080,692
College of Media and Communication			1.00		College of Media and Communication			130,548	
Other Units and Activities	10.95	9.48	8.00	8.75	Other Units and Activities	5,745,923	5,549,895	2,786,940	6,127,550
Rawls College of Business	1.00		1.00		Rawls College of Business	153,444		24,776	
School of Law		1.25	1.00	1.00	School of Law		299,574	51,121	48,369
<b>Total</b>	<b>73</b>	<b>64</b>	<b>61</b>	<b>62</b>	<b>Total</b>	<b>38,000,333</b>	<b>31,550,271</b>	<b>32,236,343</b>	<b>30,215,646</b>

Number of Awards received from NIH by Submitting Unit



Award Value received from NIH by Submitting Unit



Number of Awards received	FY10 thru Aug	FY11 thru Aug	FY12 thru Aug	FY13 thru Aug	Award Value	FY10 thru Aug	FY11 thru Aug	FY12 thru Aug	FY13 thru Aug
College of Ag Sci & Natural Resources		0.40			College of Ag Sci & Natural Resources		20,000		
College of Arts and Sciences	12.20	9.20	8.20	6.00	College of Arts and Sciences	1,781,722	808,269	1,395,016	759,265
College of Education	0.15	2.15	1.15		College of Education	31,612	56,487	27,139	
College of Engineering	4.00	3.60	5.00	3.00	College of Engineering	356,637	379,483	505,174	2,397,586
College of Human Sciences	4.00		1.00	1.00	College of Human Sciences	572,101		325,788	37,564
Other Units and Activities	0.65	2.65	3.65		Other Units and Activities	136,986	218,604	318,680	
Rawls College of Business		1.00	2.00	1.00	Rawls College of Business		25,025	49,552	23,909
School of Law	1.00	1.00	2.00	1.00	School of Law	49,117	45,567	54,651	48,369
<b>Total</b>	<b>22</b>	<b>20</b>	<b>23</b>	<b>12</b>	<b>Total</b>	<b>2,928,175</b>	<b>1,553,435</b>	<b>2,676,001</b>	<b>3,266,693</b>