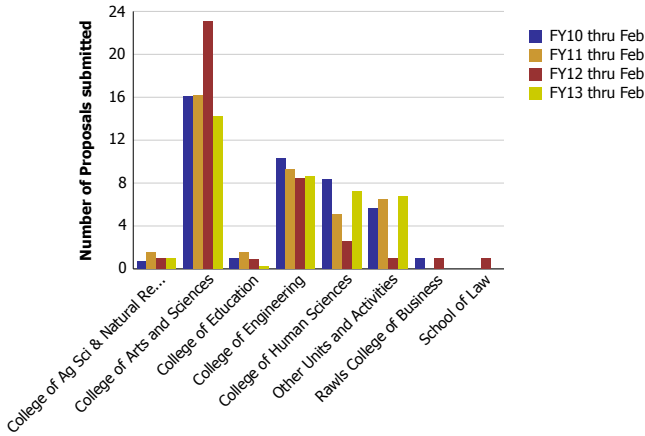
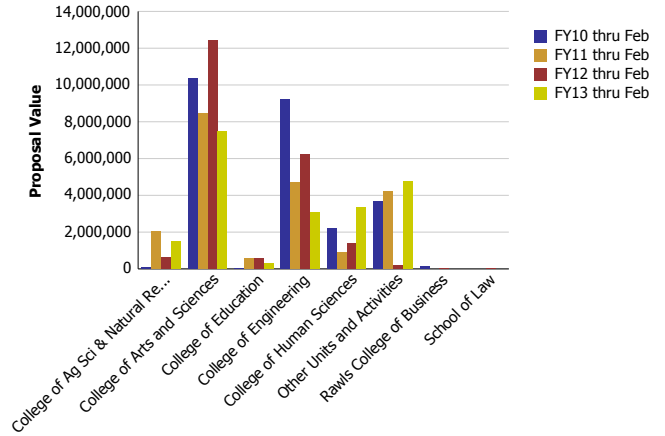


Research Metrics through February FY13 (by Submitting Unit) NIH

Number of Proposals submitted to NIH by Submitting Unit

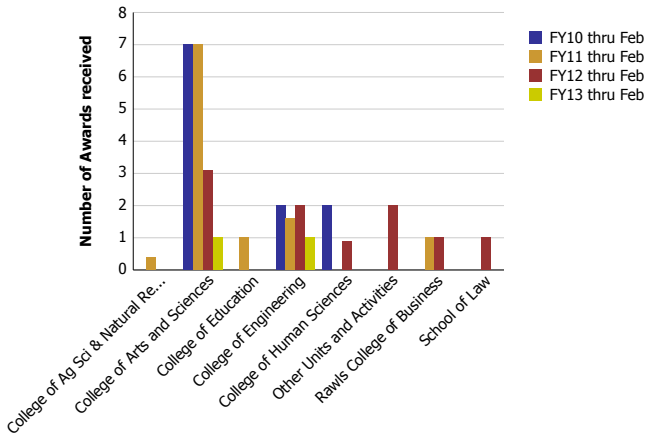


Proposal Value submitted to NIH by Submitting Unit

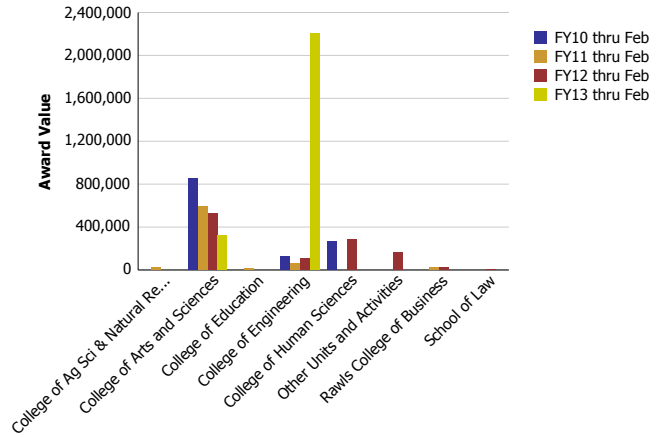


Number of Proposals submitted	FY10 thru Feb	FY11 thru Feb	FY12 thru Feb	FY13 thru Feb	Proposal Value	FY10 thru Feb	FY11 thru Feb	FY12 thru Feb	FY13 thru Feb
College of Ag Sci & Natural Resources	0.67	1.50	1.00	1.00	College of Ag Sci & Natural Resources	100,781	2,032,772	643,402	1,474,177
College of Arts and Sciences	16.05	16.15	23.10	14.20	College of Arts and Sciences	10,385,468	8,469,500	12,435,718	7,481,805
College of Education	1.00	1.50	0.90	0.25	College of Education	33,597	593,955	548,738	277,473
College of Engineering	10.30	9.25	8.40	8.60	College of Engineering	9,227,564	4,684,639	6,225,074	3,085,693
College of Human Sciences	8.33	5.10	2.60	7.20	College of Human Sciences	2,200,654	878,897	1,401,521	3,327,580
Other Units and Activities	5.65	6.50	1.00	6.75	Other Units and Activities	3,672,244	4,203,267	165,387	4,783,189
Rawls College of Business	1.00		1.00		Rawls College of Business	153,444		24,776	
School of Law			1.00		School of Law			51,121	
Total	43	40	39	38	Total	25,773,752	20,863,031	21,495,738	20,429,917

Number of Awards received from NIH by Submitting Unit



Award Value received from NIH by Submitting Unit



Number of Awards received	FY10 thru Feb	FY11 thru Feb	FY12 thru Feb	FY13 thru Feb	Award Value	FY10 thru Feb	FY11 thru Feb	FY12 thru Feb	FY13 thru Feb
College of Ag Sci & Natural Resources		0.40			College of Ag Sci & Natural Resources		20,000		
College of Arts and Sciences	7.00	7.00	3.10	1.00	College of Arts and Sciences	852,682	589,118	529,848	321,462
College of Education		1.00			College of Education		13,000		
College of Engineering	2.00	1.60	2.00	1.00	College of Engineering	126,500	56,858	110,000	2,205,000
College of Human Sciences	2.00		0.90		College of Human Sciences	261,042		282,566	
Other Units and Activities			2.00		Other Units and Activities			160,554	
Rawls College of Business		1.00	1.00		Rawls College of Business		25,025	24,776	
School of Law			1.00		School of Law			4,552	
Total	11	11	10	2	Total	1,240,224	704,001	1,112,296	2,526,462