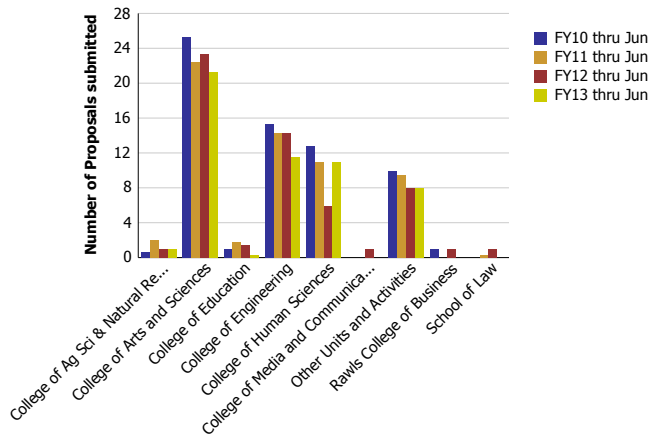
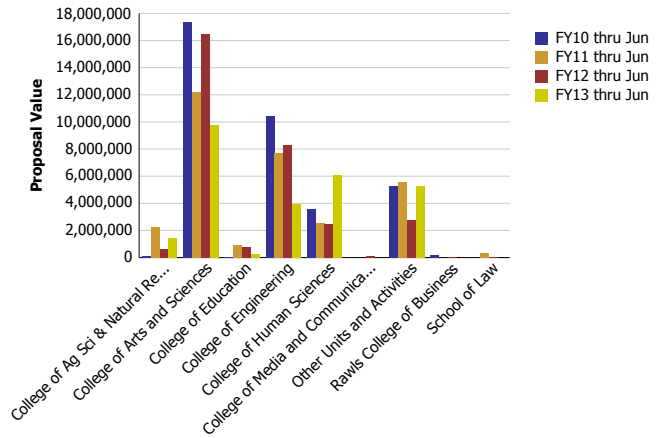


Research Metrics through June FY13 (by Submitting Unit) NIH

Number of Proposals submitted to NIH by Submitting Unit

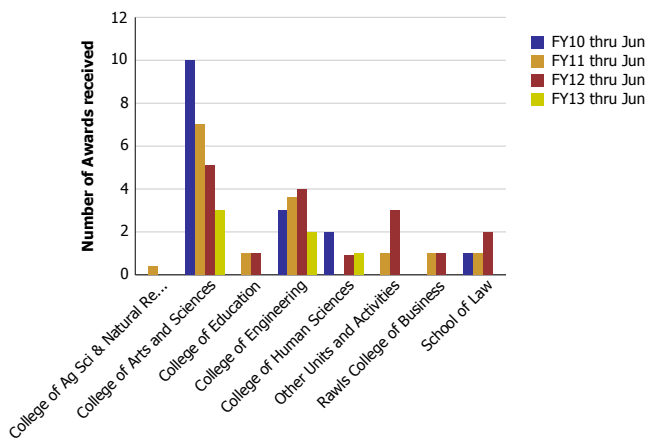


Proposal Value submitted to NIH by Submitting Unit

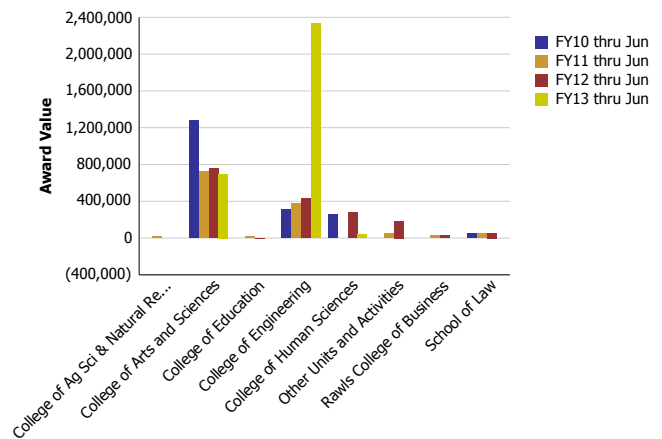


Number of Proposals submitted	FY10 thru Jun	FY11 thru Jun	FY12 thru Jun	FY13 thru Jun	Proposal Value	FY10 thru Jun	FY11 thru Jun	FY12 thru Jun	FY13 thru Jun
College of Ag Sci & Natural Resources	0.67	2.00	1.00	1.00	College of Ag Sci & Natural Resources	100,781	2,277,635	643,402	1,474,177
College of Arts and Sciences	25.25	22.37	23.35	21.30	College of Arts and Sciences	17,349,826	12,189,408	16,452,566	9,743,014
College of Education	1.00	1.75	1.40	0.25	College of Education	33,597	888,977	739,757	277,473
College of Engineering	15.30	14.25	14.31	11.50	College of Engineering	10,415,338	7,704,952	8,293,808	3,975,864
College of Human Sciences	12.83	10.90	5.94	10.95	College of Human Sciences	3,556,960	2,529,829	2,435,793	6,080,692
College of Media and Communication			1.00		College of Media and Communication			130,548	
Other Units and Activities	9.95	9.48	8.00	8.00	Other Units and Activities	5,295,761	5,549,895	2,786,940	5,295,131
Rawls College of Business	1.00		1.00		Rawls College of Business	153,444		24,776	
School of Law		0.25	1.00		School of Law		295,022	51,121	
Total	66	61	57	53	Total	36,905,706	31,435,719	31,558,710	26,846,351

Number of Awards received from NIH by Submitting Unit



Award Value received from NIH by Submitting Unit



Number of Awards received	FY10 thru Jun	FY11 thru Jun	FY12 thru Jun	FY13 thru Jun	Award Value	FY10 thru Jun	FY11 thru Jun	FY12 thru Jun	FY13 thru Jun
College of Ag Sci & Natural Resources		0.40			College of Ag Sci & Natural Resources		20,000		
College of Arts and Sciences	10.00	7.00	5.10	3.00	College of Arts and Sciences	1,282,469	719,546	752,113	696,534
College of Education		1.00	1.00		College of Education		13,000	(3,570)	
College of Engineering	3.00	3.60	4.00	2.00	College of Engineering	306,637	379,483	431,174	2,337,587
College of Human Sciences	2.00		0.90	1.00	College of Human Sciences	261,042		282,566	37,564
Other Units and Activities		1.00	3.00		Other Units and Activities		46,915	185,606	
Rawls College of Business		1.00	1.00		Rawls College of Business		25,025	24,776	
School of Law	1.00	1.00	2.00		School of Law	49,117	45,567	54,651	
Total	16	15	17	6	Total	1,899,265	1,249,536	1,727,316	3,071,685