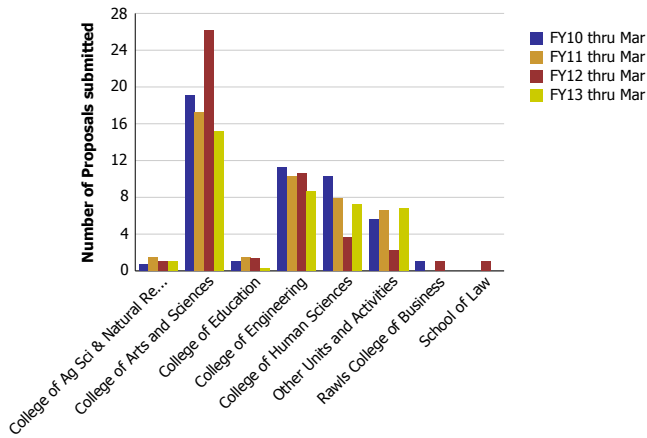
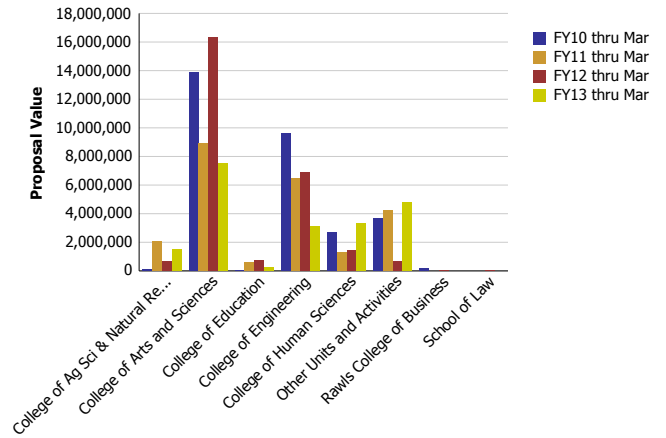


## Research Metrics through March FY13 (by Submitting Unit) NIH

Number of Proposals submitted to NIH by Submitting Unit

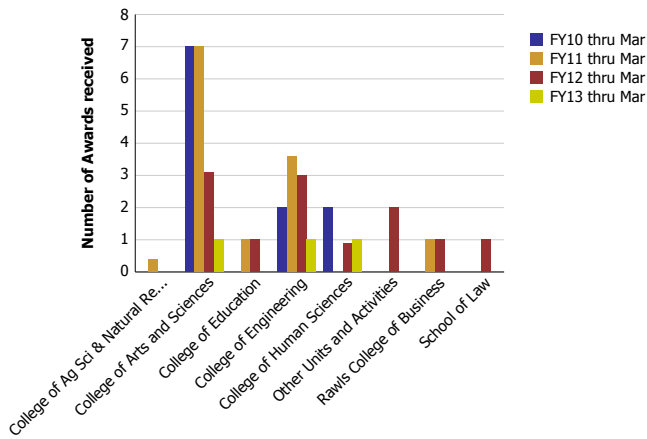


Proposal Value submitted to NIH by Submitting Unit

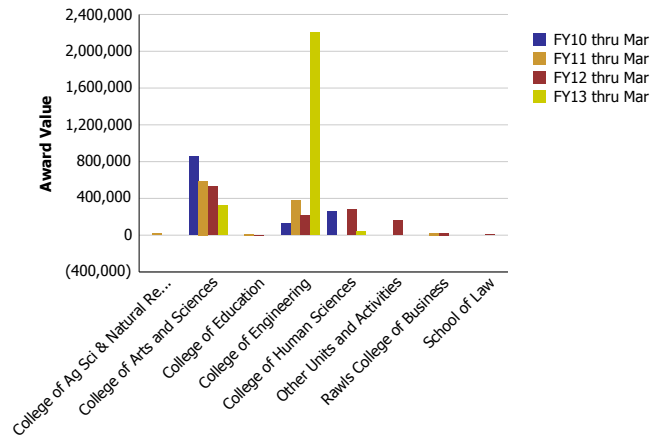


Number of Proposals submitted	FY10 thru Mar	FY11 thru Mar	FY12 thru Mar	FY13 thru Mar	Proposal Value	FY10 thru Mar	FY11 thru Mar	FY12 thru Mar	FY13 thru Mar
College of Ag Sci & Natural Resources	0.67	1.50	1.00	1.00	College of Ag Sci & Natural Resources	100,781	2,032,772	643,402	1,474,177
College of Arts and Sciences	19.10	17.25	26.10	15.20	College of Arts and Sciences	13,869,746	8,930,803	16,295,416	7,506,877
College of Education	1.00	1.50	1.40	0.25	College of Education	33,597	593,955	739,757	277,473
College of Engineering	11.30	10.25	10.65	8.60	College of Engineering	9,630,217	6,484,639	6,914,912	3,085,693
College of Human Sciences	10.28	7.90	3.60	7.20	College of Human Sciences	2,687,237	1,286,566	1,454,097	3,327,580
Other Units and Activities	5.65	6.60	2.25	6.75	Other Units and Activities	3,672,244	4,217,617	660,738	4,783,189
Rawls College of Business	1.00		1.00		Rawls College of Business	153,444		24,776	
School of Law			1.00		School of Law			51,121	
<b>Total</b>	<b>49</b>	<b>45</b>	<b>47</b>	<b>39</b>	<b>Total</b>	<b>30,147,266</b>	<b>23,546,352</b>	<b>26,784,219</b>	<b>20,454,989</b>

Number of Awards received from NIH by Submitting Unit



Award Value received from NIH by Submitting Unit



Number of Awards received	FY10 thru Mar	FY11 thru Mar	FY12 thru Mar	FY13 thru Mar	Award Value	FY10 thru Mar	FY11 thru Mar	FY12 thru Mar	FY13 thru Mar
College of Ag Sci & Natural Resources		0.40			College of Ag Sci & Natural Resources		20,000		
College of Arts and Sciences	7.00	7.00	3.10	1.00	College of Arts and Sciences	852,682	589,118	529,848	321,462
College of Education	1.00	1.00	1.00		College of Education	13,000	(3,570)		
College of Engineering	2.00	3.60	3.00	1.00	College of Engineering	126,500	379,483	216,077	2,205,000
College of Human Sciences	2.00		0.90	1.00	College of Human Sciences	261,042		282,566	37,564
Other Units and Activities			2.00		Other Units and Activities			160,554	
Rawls College of Business		1.00	1.00		Rawls College of Business		25,025	24,776	
School of Law			1.00		School of Law			4,552	
<b>Total</b>	<b>11</b>	<b>13</b>	<b>12</b>	<b>3</b>	<b>Total</b>	<b>1,240,224</b>	<b>1,026,626</b>	<b>1,214,803</b>	<b>2,564,026</b>