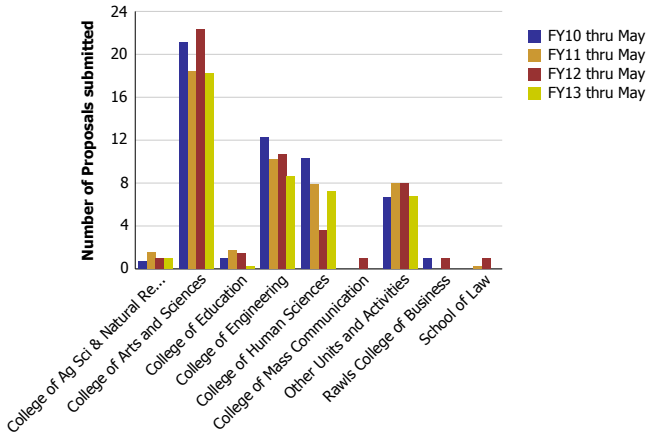
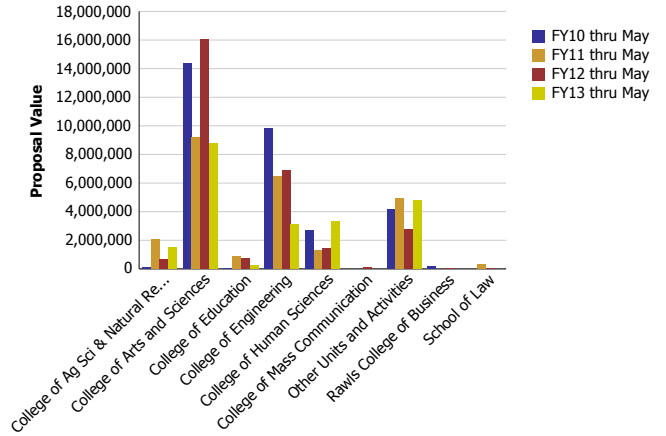


## Research Metrics through May FY13 (by Submitting Unit) NIH

Number of Proposals submitted to NIH by Submitting Unit

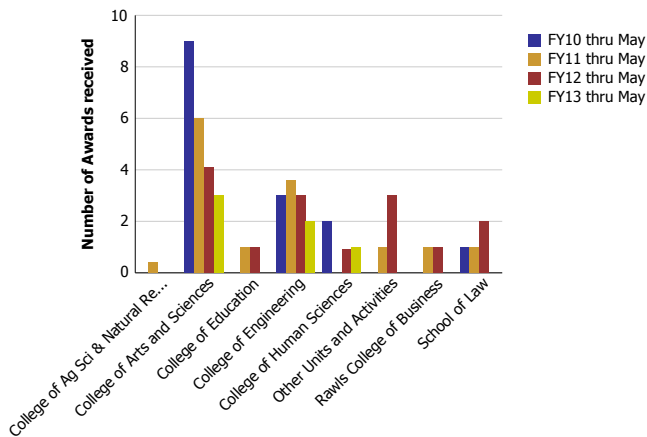


Proposal Value submitted to NIH by Submitting Unit

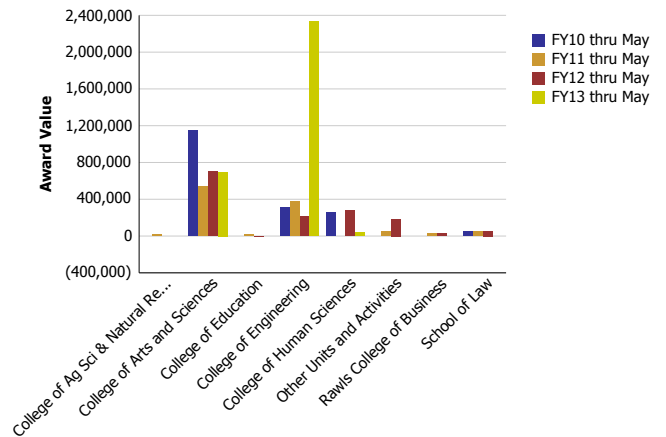


Number of Proposals submitted	FY10 thru May	FY11 thru May	FY12 thru May	FY13 thru May	Proposal Value	FY10 thru May	FY11 thru May	FY12 thru May	FY13 thru May
College of Ag Sci & Natural Resources	0.67	1.50	1.00	1.00	College of Ag Sci & Natural Resources	100,781	2,032,772	643,402	1,474,177
College of Arts and Sciences	21.10	18.37	22.35	18.20	College of Arts and Sciences	14,382,513	9,195,837	16,022,228	8,754,661
College of Education	1.00	1.75	1.40	0.25	College of Education	33,597	888,977	739,757	277,473
College of Engineering	12.30	10.25	10.65	8.60	College of Engineering	9,842,916	6,484,639	6,914,912	3,085,693
College of Human Sciences	10.28	7.90	3.60	7.20	College of Human Sciences	2,687,237	1,286,566	1,454,097	3,327,580
College of Mass Communication			1.00		College of Mass Communication			130,548	
Other Units and Activities	6.65	7.98	8.00	6.75	Other Units and Activities	4,173,352	4,930,727	2,786,940	4,783,189
Rawls College of Business	1.00		1.00		Rawls College of Business	153,444		24,776	
School of Law		0.25	1.00		School of Law		295,022	51,121	
<b>Total</b>	<b>53</b>	<b>48</b>	<b>50</b>	<b>42</b>	<b>Total</b>	<b>31,373,840</b>	<b>25,114,541</b>	<b>28,767,780</b>	<b>21,702,773</b>

Number of Awards received from NIH by Submitting Unit



Award Value received from NIH by Submitting Unit



Number of Awards received	FY10 thru May	FY11 thru May	FY12 thru May	FY13 thru May	Award Value	FY10 thru May	FY11 thru May	FY12 thru May	FY13 thru May
College of Ag Sci & Natural Resources		0.40			College of Ag Sci & Natural Resources		20,000		
College of Arts and Sciences	9.00	6.00	4.10	3.00	College of Arts and Sciences	1,146,393	542,203	703,400	696,534
College of Education		1.00	1.00		College of Education		13,000	(3,570)	
College of Engineering	3.00	3.60	3.00	2.00	College of Engineering	306,637	379,483	216,077	2,337,587
College of Human Sciences	2.00		0.90	1.00	College of Human Sciences	261,042		282,566	37,564
Other Units and Activities		1.00	3.00		Other Units and Activities		46,915	185,606	
Rawls College of Business		1.00	1.00		Rawls College of Business		25,025	24,776	
School of Law	1.00	1.00	2.00		School of Law	49,117	45,567	54,651	
<b>Total</b>	<b>15</b>	<b>14</b>	<b>15</b>	<b>6</b>	<b>Total</b>	<b>1,763,189</b>	<b>1,072,193</b>	<b>1,463,506</b>	<b>3,071,685</b>