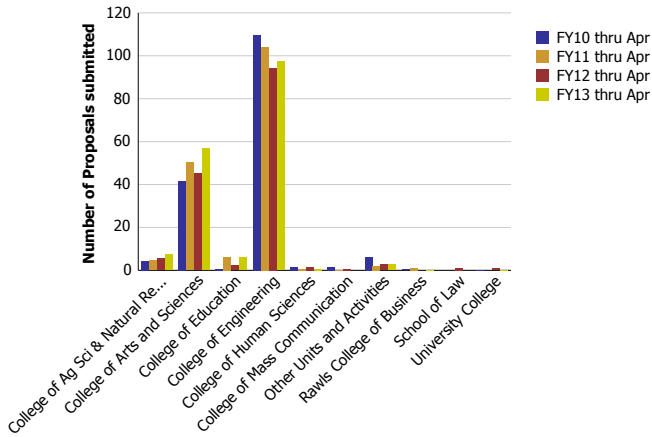
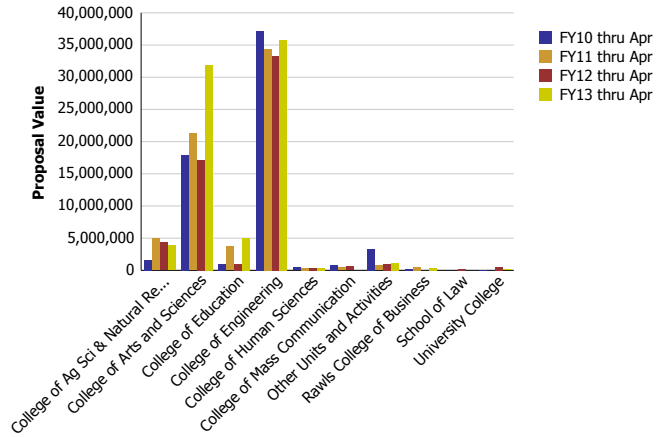


Research Metrics through April FY13 (by Faculty Home Department) (NSF)

Number of Proposals submitted to NSF by Faculty Home Department

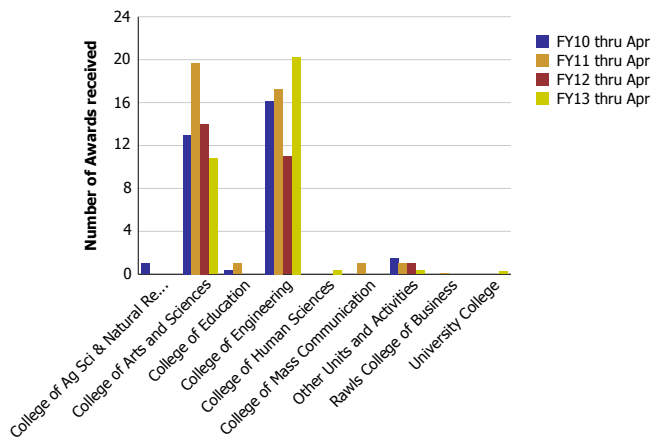


Proposal Value submitted to NSF by Faculty Home Department

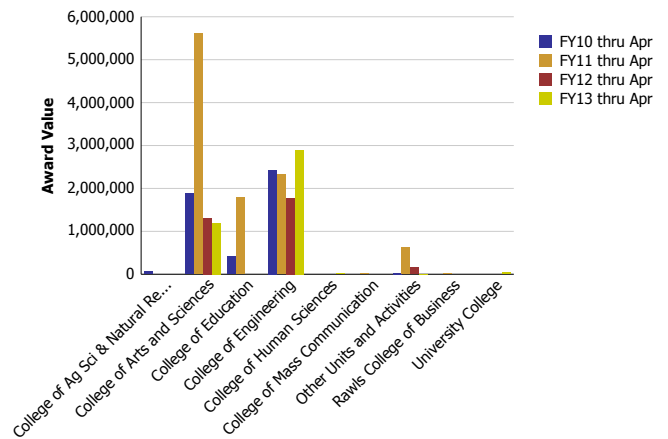


Number of Proposals submitted	FY10 thru Apr	FY11 thru Apr	FY12 thru Apr	FY13 thru Apr	Proposal Value	FY10 thru Apr	FY11 thru Apr	FY12 thru Apr	FY13 thru Apr
College of Ag Sci & Natural Resources	4.29	4.60	5.58	7.43	College of Ag Sci & Natural Resources	1,603,403	4,968,581	4,323,700	3,855,407
College of Arts and Sciences	41.55	50.23	45.11	56.73	College of Arts and Sciences	17,959,726	21,243,209	17,147,178	31,911,945
College of Education	0.70	6.09	2.33	6.00	College of Education	964,431	3,723,859	1,002,657	5,074,551
College of Engineering	109.71	103.99	94.21	97.27	College of Engineering	37,212,230	34,359,797	33,309,116	35,758,492
College of Human Sciences	1.50	0.73	1.43	0.52	College of Human Sciences	447,106	362,190	391,459	377,883
College of Mass Communication	1.60	0.20	0.55		College of Mass Communication	863,197	433,081	613,431	
Other Units and Activities	6.22	2.06	2.78	2.78	Other Units and Activities	3,271,743	743,454	1,024,537	1,149,232
Rawls College of Business	0.35	1.10		0.12	Rawls College of Business	175,681	476,919		359,972
School of Law			1.10		School of Law			234,717	
University College	0.08		0.91	0.15	University College	12,000		525,792	149,660
Total	166	169	154	171	Total	62,509,518	66,311,090	58,572,587	78,637,141

Number of Awards received from NSF by Faculty Home Department



Award Value received from NSF by Faculty Home Department



Number of Awards received	FY10 thru Apr	FY11 thru Apr	FY12 thru Apr	FY13 thru Apr	Award Value	FY10 thru Apr	FY11 thru Apr	FY12 thru Apr	FY13 thru Apr
College of Ag Sci & Natural Resources	1.00				College of Ag Sci & Natural Resources	65,675			
College of Arts and Sciences	12.97	19.67	14.00	10.79	College of Arts and Sciences	1,876,552	5,609,250	1,314,624	1,194,362
College of Education	0.40	1.00			College of Education	410,130	1,790,953		
College of Engineering	16.13	17.28	11.00	20.23	College of Engineering	2,433,552	2,321,231	1,781,720	2,899,133
College of Human Sciences				0.40	College of Human Sciences				17,674
College of Mass Communication		1.00			College of Mass Communication		20,144		
Other Units and Activities	1.50	1.00	1.00	0.33	Other Units and Activities	33,814	618,707	155,461	3,300
Rawls College of Business		0.05			Rawls College of Business		20,750		
University College				0.25	University College				35,789
Total	32	40	26	32	Total	4,819,724	10,381,035	3,251,805	4,150,257