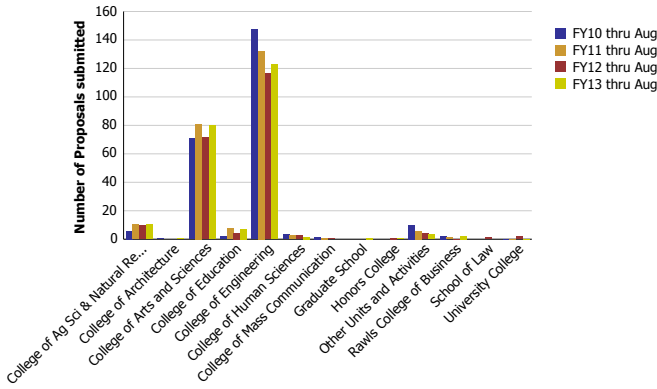
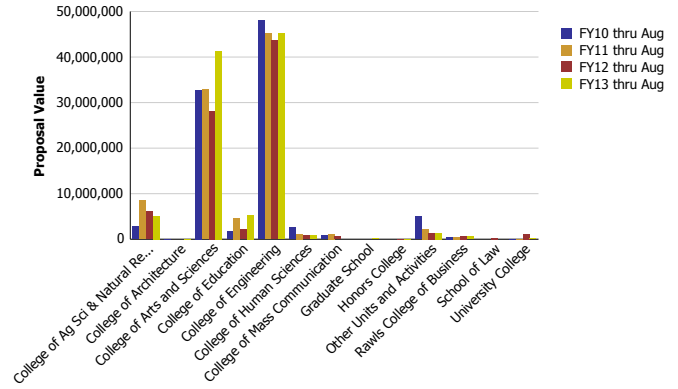


Research Metrics through August FY13 (by Faculty Home Department) (NSF)

Number of Proposals submitted to NSF by Faculty Home Department



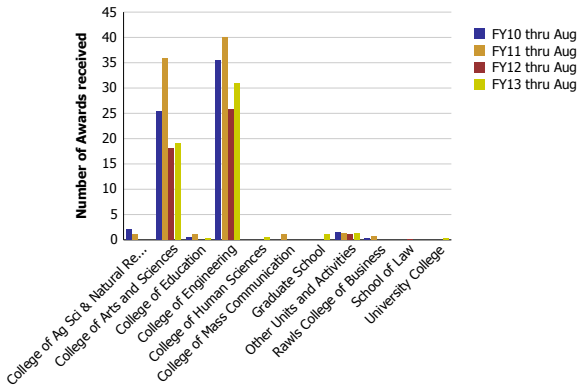
Proposal Value submitted to NSF by Faculty Home Department



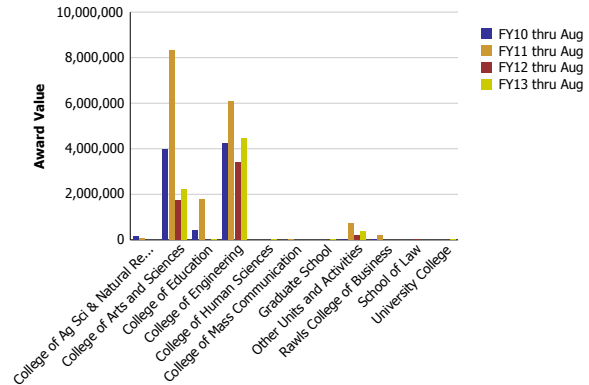
Number of Proposals submitted	FY10 thru Aug	FY11 thru Aug	FY12 thru Aug	FY13 thru Aug
College of Ag Sci & Natural Resources	5.69	10.27	9.58	10.43
College of Architecture	0.40			0.50
College of Arts and Sciences	70.88	81.11	71.30	79.76
College of Education	1.86	7.71	4.53	7.03
College of Engineering	147.27	132.26	116.37	122.81
College of Human Sciences	3.50	2.73	2.43	1.52
College of Mass Communication	1.60	0.84	0.55	
Graduate School				1.00
Honors College			1.00	0.50
Other Units and Activities	10.17	5.68	4.11	3.18
Rawls College of Business	2.35	1.20	0.20	2.12
School of Law			1.10	
University College	0.28	0.20	1.83	0.15
Total	244	242	213	229

Proposal Value	FY10 thru Aug	FY11 thru Aug	FY12 thru Aug	FY13 thru Aug
College of Ag Sci & Natural Resources	2,818,730	8,447,492	6,083,286	5,102,399
College of Architecture	79,928			0
College of Arts and Sciences	32,717,065	32,885,829	28,131,967	41,288,191
College of Education	1,717,794	4,622,053	2,189,594	5,320,771
College of Engineering	48,024,837	45,227,670	43,643,986	45,180,756
College of Human Sciences	2,570,766	1,187,437	793,237	780,044
College of Mass Communication	863,197	1,190,730	613,431	
Graduate School				126,000
Honors College			37,456	0
Other Units and Activities	5,033,690	2,222,965	1,377,235	1,401,844
Rawls College of Business	539,757	485,366	699,969	549,459
School of Law			234,717	
University College	52,000	40,000	1,144,649	149,660
Total	94,417,765	96,309,541	84,949,526	99,899,124

Number of Awards received from NSF by Faculty Home Department



Award Value received from NSF by Faculty Home Department



Number of Awards received	FY10 thru Aug	FY11 thru Aug	FY12 thru Aug	FY13 thru Aug
College of Ag Sci & Natural Resources	2.00	1.00		
College of Arts and Sciences	25.32	35.85	18.05	19.13
College of Education	0.40	1.00		0.20
College of Engineering	35.48	40.05	25.75	30.83
College of Human Sciences	0.40			0.40
College of Mass Communication		1.00		
Graduate School				1.00
Other Units and Activities	1.50	1.35	1.10	1.19
Rawls College of Business	0.30	0.75		
School of Law			0.10	
University College				0.25
Total	65	81	45	53

Award Value	FY10 thru Aug	FY11 thru Aug	FY12 thru Aug	FY13 thru Aug
College of Ag Sci & Natural Resources	133,559	66,441		
College of Arts and Sciences	3,996,309	8,327,069	1,719,608	2,224,535
College of Education	410,130	1,790,953		41,903
College of Engineering	4,255,089	6,066,848	3,410,764	4,466,746
College of Human Sciences				17,674
College of Mass Communication		20,144		
Graduate School				44,000
Other Units and Activities	33,814	723,707	185,458	356,784
Rawls College of Business	33,304	211,223		
School of Law			29,997	
University College				35,789
Total	8,862,205	17,206,386	5,345,826	7,187,430