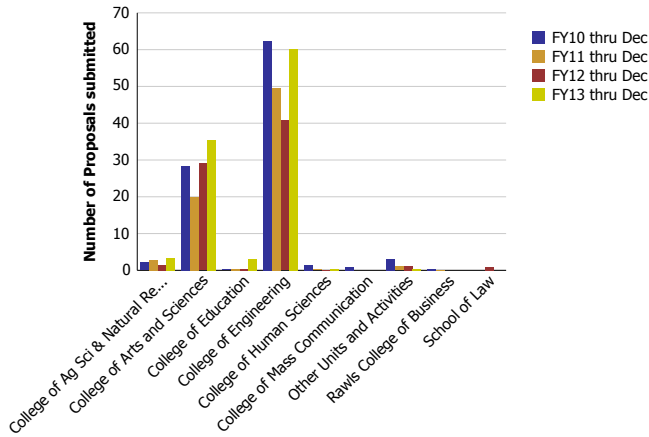
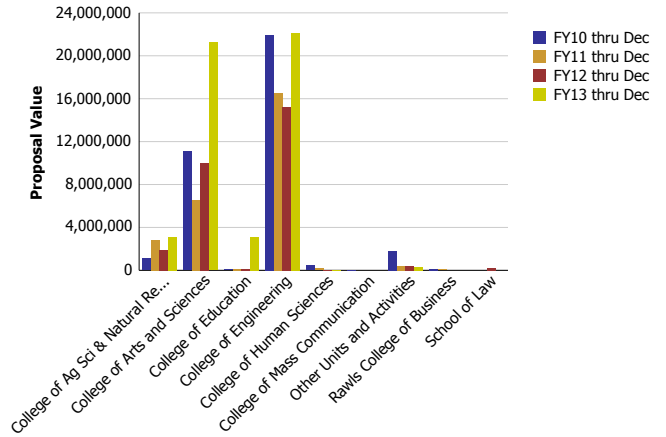


## Research Metrics through December FY13 (by Faculty Home Department) (NSF)

Number of Proposals submitted to NSF by Faculty Home Department

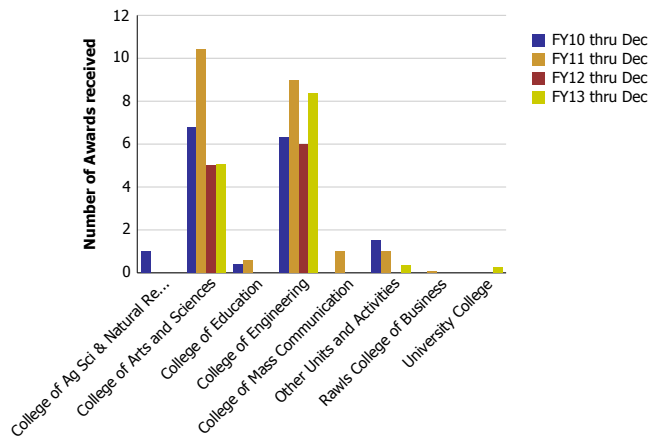


Proposal Value submitted to NSF by Faculty Home Department

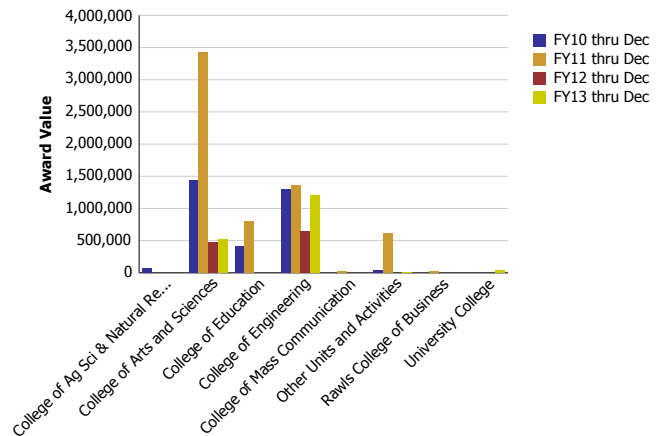


Number of Proposals submitted	FY10 thru Dec	FY11 thru Dec	FY12 thru Dec	FY13 thru Dec	Proposal Value	FY10 thru Dec	FY11 thru Dec	FY12 thru Dec	FY13 thru Dec
College of Ag Sci & Natural Resources	2.15	2.90	1.43	3.40	College of Ag Sci & Natural Resources	1,111,595	2,854,696	1,898,204	3,118,422
College of Arts and Sciences	28.42	20.00	29.09	35.48	College of Arts and Sciences	11,082,035	6,528,155	9,986,253	21,251,475
College of Education	0.20	0.33	0.40	3.17	College of Education	68,832	113,850	122,659	3,125,491
College of Engineering	62.26	49.51	40.73	60.25	College of Engineering	21,922,634	16,551,513	15,236,981	22,133,924
College of Human Sciences	1.50	0.20	0.10	0.40	College of Human Sciences	447,106	158,645	35,495	17,911
College of Mass Communication	1.00				College of Mass Communication	19,177			
Other Units and Activities	3.17	1.01	1.25	0.30	Other Units and Activities	1,830,895	421,427	388,498	300,074
Rawls College of Business	0.30	0.05			Rawls College of Business	140,681	74,904		
School of Law			1.00		School of Law			204,720	
<b>Total</b>	<b>99</b>	<b>74</b>	<b>74</b>	<b>103</b>	<b>Total</b>	<b>36,622,956</b>	<b>26,703,191</b>	<b>27,872,810</b>	<b>49,947,298</b>

Number of Awards received from NSF by Faculty Home Department



Award Value received from NSF by Faculty Home Department



Number of Awards received	FY10 thru Dec	FY11 thru Dec	FY12 thru Dec	FY13 thru Dec	Award Value	FY10 thru Dec	FY11 thru Dec	FY12 thru Dec	FY13 thru Dec
College of Ag Sci & Natural Resources	1.00				College of Ag Sci & Natural Resources	65,675			
College of Arts and Sciences	6.80	10.40	5.00	5.04	College of Arts and Sciences	1,439,513	3,420,654	467,003	517,355
College of Education	0.40	0.60			College of Education	410,130	794,818		
College of Engineering	6.30	8.95	6.00	8.38	College of Engineering	1,292,406	1,356,866	637,793	1,203,009
College of Mass Communication		1.00			College of Mass Communication		20,144		
Other Units and Activities	1.50	1.00		0.33	Other Units and Activities	33,814	618,707		3,300
Rawls College of Business		0.05			Rawls College of Business		20,750		
University College				0.25	University College				35,789
<b>Total</b>	<b>16</b>	<b>22</b>	<b>11</b>	<b>14</b>	<b>Total</b>	<b>3,241,539</b>	<b>6,231,940</b>	<b>1,104,796</b>	<b>1,759,452</b>