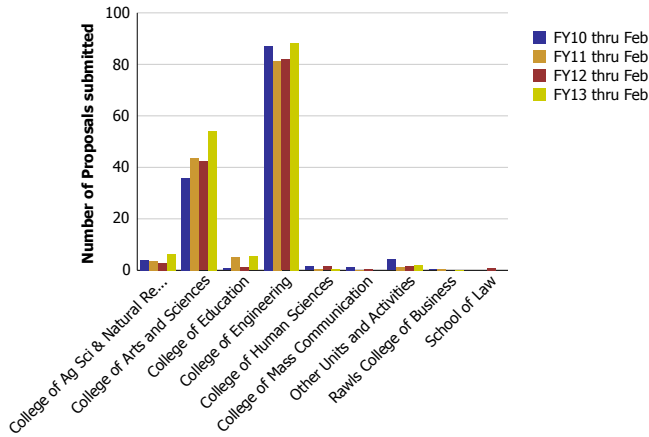
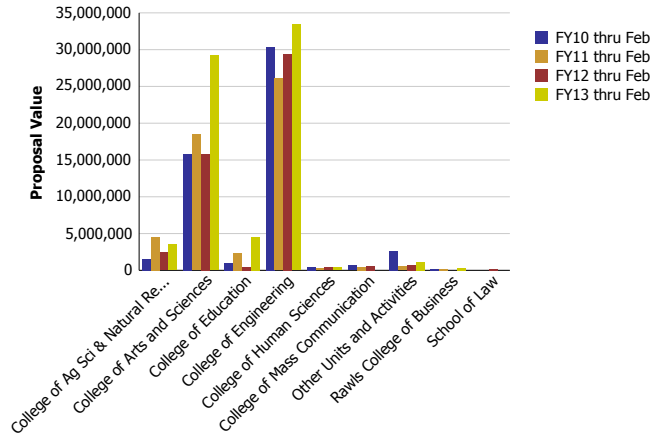


Research Metrics through February FY13 (by Faculty Home Department) (NSF)

Number of Proposals submitted to NSF by Faculty Home Department

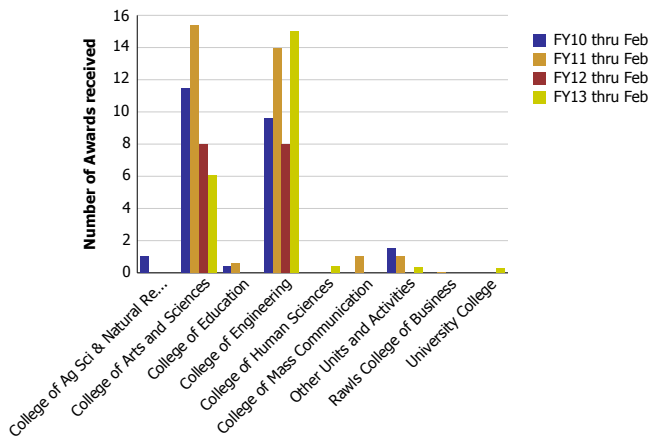


Proposal Value submitted to NSF by Faculty Home Department

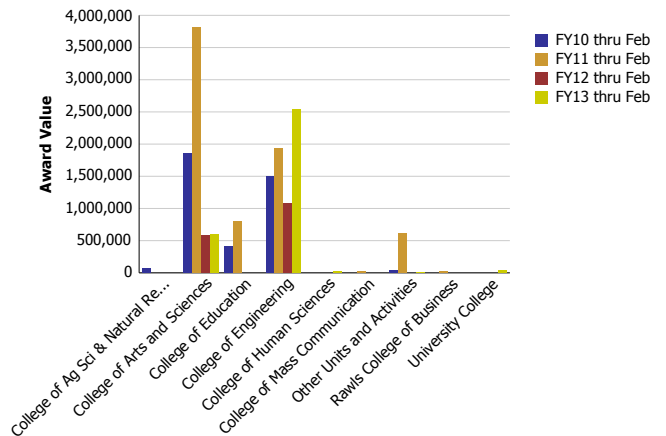


Number of Proposals submitted	FY10 thru Feb	FY11 thru Feb	FY12 thru Feb	FY13 thru Feb	Proposal Value	FY10 thru Feb	FY11 thru Feb	FY12 thru Feb	FY13 thru Feb
College of Ag Sci & Natural Resources	4.05	3.60	2.83	6.43	College of Ag Sci & Natural Resources	1,567,403	4,569,322	2,446,230	3,495,804
College of Arts and Sciences	35.90	43.73	42.22	54.13	College of Arts and Sciences	15,799,077	18,453,479	15,832,441	29,201,500
College of Education	0.70	5.09	1.40	5.40	College of Education	964,431	2,336,796	497,659	4,515,650
College of Engineering	87.18	81.32	81.87	88.29	College of Engineering	30,327,499	26,079,461	29,444,010	33,411,182
College of Human Sciences	1.50	0.40	1.43	0.52	College of Human Sciences	447,106	230,190	391,459	377,883
College of Mass Communication	1.20	0.20	0.55		College of Mass Communication	646,494	433,081	613,431	
Other Units and Activities	4.17	1.21	1.70	2.11	Other Units and Activities	2,623,924	538,454	681,838	1,146,278
Rawls College of Business	0.30	0.45		0.12	Rawls College of Business	140,681	222,796		359,972
School of Law			1.00		School of Law			204,720	
Total	135	136	133	157	Total	52,516,616	52,863,579	50,111,789	72,508,267

Number of Awards received from NSF by Faculty Home Department



Award Value received from NSF by Faculty Home Department



Number of Awards received	FY10 thru Feb	FY11 thru Feb	FY12 thru Feb	FY13 thru Feb	Award Value	FY10 thru Feb	FY11 thru Feb	FY12 thru Feb	FY13 thru Feb
College of Ag Sci & Natural Resources	1.00				College of Ag Sci & Natural Resources	65,675			
College of Arts and Sciences	11.47	15.40	8.00	6.04	College of Arts and Sciences	1,857,582	3,814,028	586,849	599,865
College of Education	0.40	0.60			College of Education	410,130	794,818		
College of Engineering	9.63	13.95	8.00	14.98	College of Engineering	1,495,442	1,940,332	1,086,720	2,534,353
College of Human Sciences				0.40	College of Human Sciences				17,674
College of Mass Communication		1.00			College of Mass Communication		20,144		
Other Units and Activities	1.50	1.00	0.33		Other Units and Activities	33,814	618,707		3,300
Rawls College of Business		0.05			Rawls College of Business		20,750		
University College				0.25	University College				35,789
Total	24	32	16	22	Total	3,862,644	7,208,780	1,673,569	3,190,980