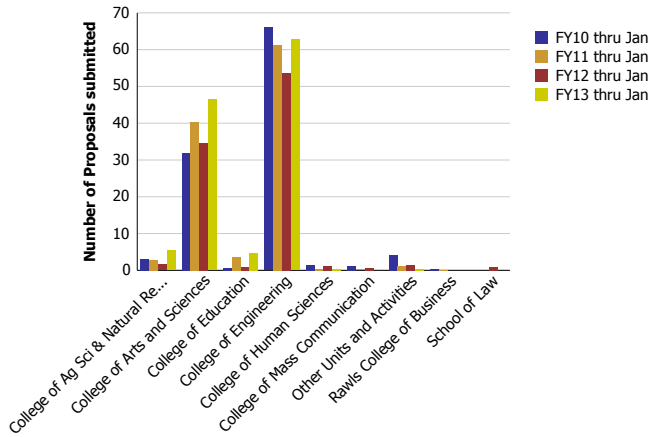
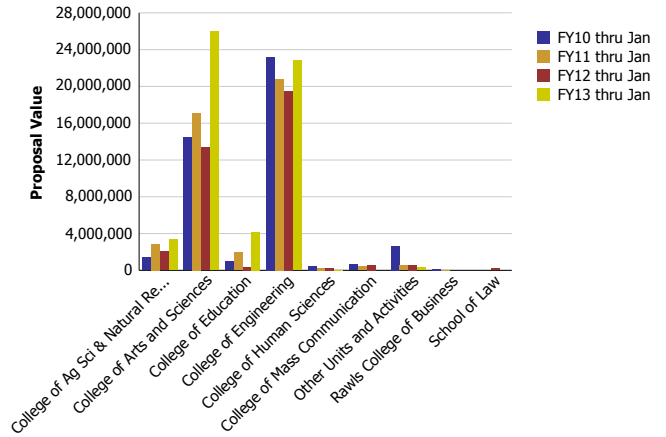


## Research Metrics through January FY13 (by Faculty Home Department) (NSF)

Number of Proposals submitted to NSF by Faculty Home Department

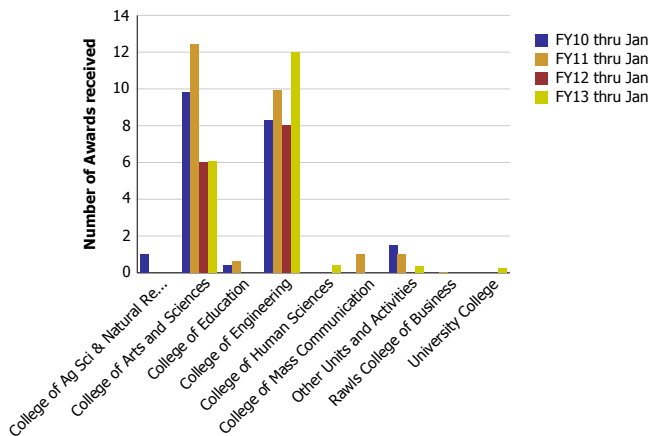


Proposal Value submitted to NSF by Faculty Home Department

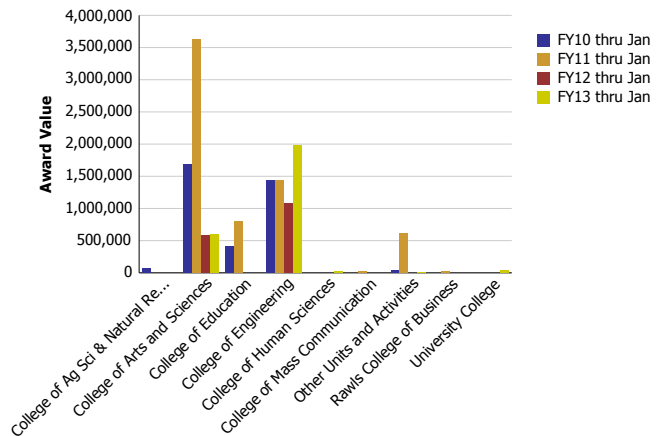


Number of Proposals submitted	FY10 thru Jan	FY11 thru Jan	FY12 thru Jan	FY13 thru Jan	Proposal Value	FY10 thru Jan	FY11 thru Jan	FY12 thru Jan	FY13 thru Jan
College of Ag Sci & Natural Resources	3.15	2.90	1.58	5.40	College of Ag Sci & Natural Resources	1,396,719	2,854,696	2,065,503	3,343,640
College of Arts and Sciences	31.97	40.40	34.69	46.48	College of Arts and Sciences	14,458,193	17,085,014	13,360,918	25,978,331
College of Education	0.70	3.63	0.90	4.67	College of Education	964,431	1,954,273	347,659	4,183,228
College of Engineering	66.01	61.21	53.73	62.75	College of Engineering	23,199,810	20,806,008	19,536,447	22,806,123
College of Human Sciences	1.50	0.40	1.10	0.40	College of Human Sciences	447,106	230,190	284,337	17,911
College of Mass Communication	1.20	0.20	0.55		College of Mass Communication	646,494	433,081	613,431	
Other Units and Activities	4.17	1.21	1.45	0.30	Other Units and Activities	2,623,924	538,454	601,294	300,074
Rawls College of Business	0.30	0.05			Rawls College of Business	140,681	74,904		
School of Law			1.00		School of Law			204,720	
<b>Total</b>	<b>109</b>	<b>110</b>	<b>95</b>	<b>120</b>	<b>Total</b>	<b>43,877,359</b>	<b>43,976,620</b>	<b>37,014,309</b>	<b>56,629,308</b>

Number of Awards received from NSF by Faculty Home Department



Award Value received from NSF by Faculty Home Department



Number of Awards received	FY10 thru Jan	FY11 thru Jan	FY12 thru Jan	FY13 thru Jan	Award Value	FY10 thru Jan	FY11 thru Jan	FY12 thru Jan	FY13 thru Jan
College of Ag Sci & Natural Resources	1.00				College of Ag Sci & Natural Resources	65,675			
College of Arts and Sciences	9.80	12.40	6.00	6.04	College of Arts and Sciences	1,680,928	3,621,727	581,187	599,865
College of Education	0.40	0.60			College of Education	410,130	794,818		
College of Engineering	8.30	9.95	8.00	11.98	College of Engineering	1,437,758	1,432,779	1,086,720	1,977,398
College of Human Sciences				0.40	College of Human Sciences				17,674
College of Mass Communication		1.00			College of Mass Communication		20,144		
Other Units and Activities	1.50	1.00		0.33	Other Units and Activities	33,814	618,707		3,300
Rawls College of Business		0.05			Rawls College of Business		20,750		
University College				0.25	University College				35,789
<b>Total</b>	<b>21</b>	<b>25</b>	<b>14</b>	<b>19</b>	<b>Total</b>	<b>3,628,306</b>	<b>6,508,926</b>	<b>1,667,907</b>	<b>2,634,025</b>