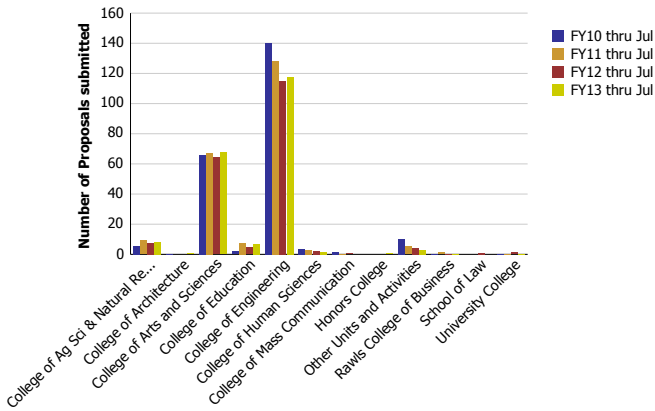
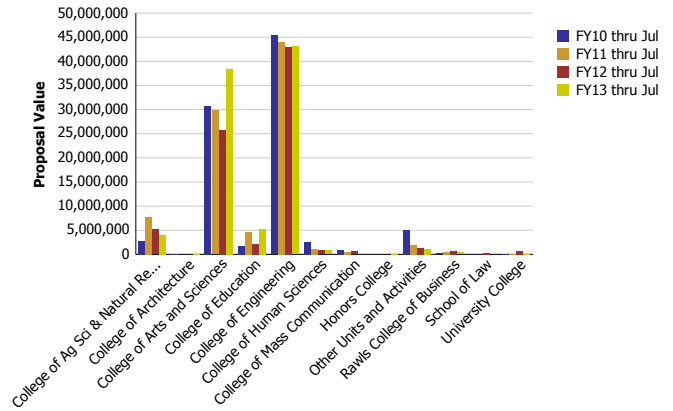


## Research Metrics through July FY13 (by Faculty Home Department) (NSF)

Number of Proposals submitted to NSF by Faculty Home Department



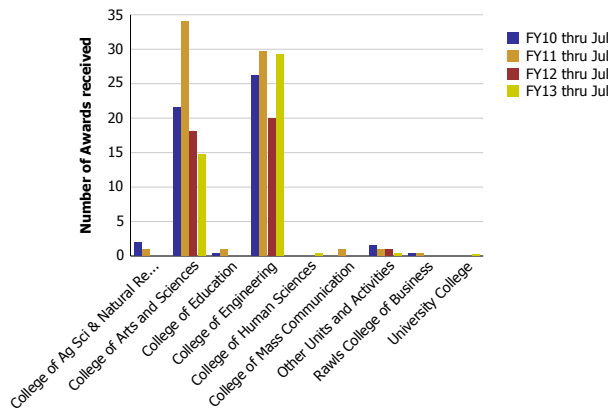
Proposal Value submitted to NSF by Faculty Home Department



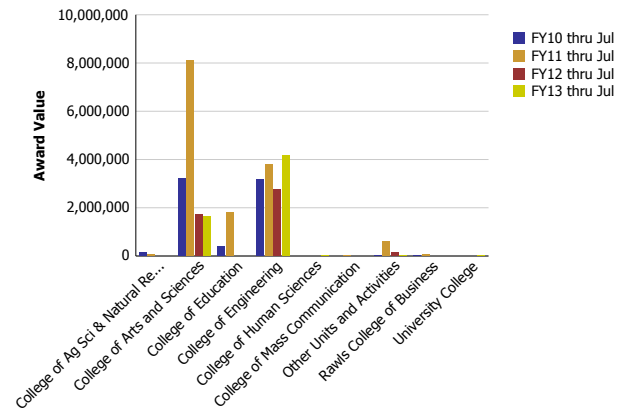
Number of Proposals submitted	FY10 thru Jul	FY11 thru Jul	FY12 thru Jul	FY13 thru Jul
College of Ag Sci & Natural Resources	5.69	9.15	7.58	8.43
College of Architecture	0.40			0.50
College of Arts and Sciences	65.85	67.34	64.19	67.56
College of Education	1.86	7.71	4.53	7.03
College of Engineering	140.35	128.19	115.15	117.41
College of Human Sciences	3.50	2.73	2.43	1.52
College of Mass Communication	1.60	0.20	0.55	
Honors College				0.50
Other Units and Activities	10.12	5.28	4.11	2.78
Rawls College of Business	0.35	1.20	0.20	0.12
School of Law			1.10	
University College	0.28	0.20	1.16	0.15
<b>Total</b>	<b>230</b>	<b>222</b>	<b>201</b>	<b>206</b>

Proposal Value	FY10 thru Jul	FY11 thru Jul	FY12 thru Jul	FY13 thru Jul
College of Ag Sci & Natural Resources	2,818,730	7,706,908	5,150,540	4,026,126
College of Architecture	79,928			0
College of Arts and Sciences	30,812,757	29,809,286	25,740,221	38,443,537
College of Education	1,717,794	4,622,053	2,189,594	5,320,771
College of Engineering	45,357,782	43,997,943	43,004,440	43,087,137
College of Human Sciences	2,570,766	1,187,437	793,237	780,044
College of Mass Communication	863,197	433,081	613,431	
Honors College				0
Other Units and Activities	5,013,714	1,983,968	1,377,235	1,149,232
Rawls College of Business	175,681	485,366	699,969	359,972
School of Law			234,717	
University College	52,000	40,000	719,667	149,660
<b>Total</b>	<b>89,462,349</b>	<b>90,266,041</b>	<b>80,523,050</b>	<b>93,316,479</b>

Number of Awards received from NSF by Faculty Home Department



Award Value received from NSF by Faculty Home Department



Number of Awards received	FY10 thru Jul	FY11 thru Jul	FY12 thru Jul	FY13 thru Jul
College of Ag Sci & Natural Resources	2.00	1.00		
College of Arts and Sciences	21.57	34.02	18.00	14.79
College of Education	0.40	1.00		
College of Engineering	26.23	29.63	20.00	29.23
College of Human Sciences				0.40
College of Mass Communication		1.00		
Other Units and Activities	1.50	1.00	1.00	0.33
Rawls College of Business	0.30	0.35		
University College				0.25
<b>Total</b>	<b>52</b>	<b>68</b>	<b>39</b>	<b>45</b>

Award Value	FY10 thru Jul	FY11 thru Jul	FY12 thru Jul	FY13 thru Jul
College of Ag Sci & Natural Resources	133,559	66,441		
College of Arts and Sciences	3,226,976	8,108,788	1,704,610	1,643,610
College of Education	410,130	1,790,953		
College of Engineering	3,160,358	3,792,630	2,769,291	4,150,746
College of Human Sciences				17,674
College of Mass Communication		20,144		
Other Units and Activities	33,814	618,707	155,461	3,300
Rawls College of Business	33,304	71,064		
University College				35,789
<b>Total</b>	<b>6,998,141</b>	<b>14,468,727</b>	<b>4,629,362</b>	<b>5,851,118</b>