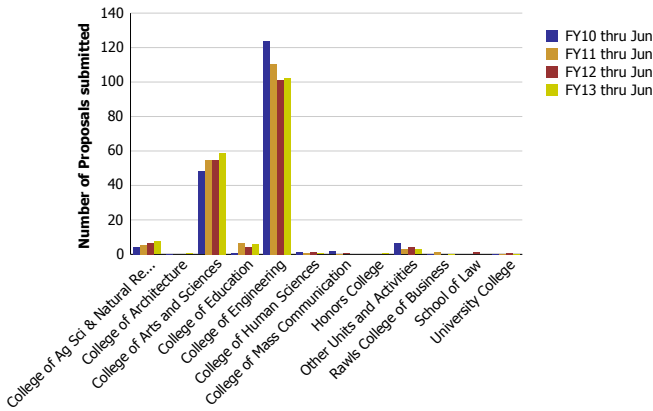
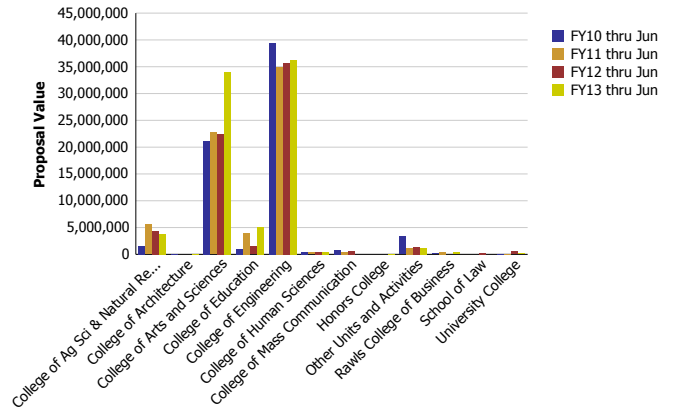


## Research Metrics through June FY13 (by Faculty Home Department) (NSF)

Number of Proposals submitted to NSF by Faculty Home Department



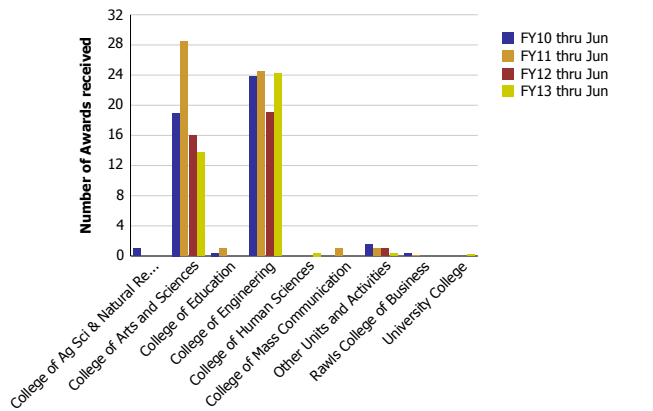
Proposal Value submitted to NSF by Faculty Home Department



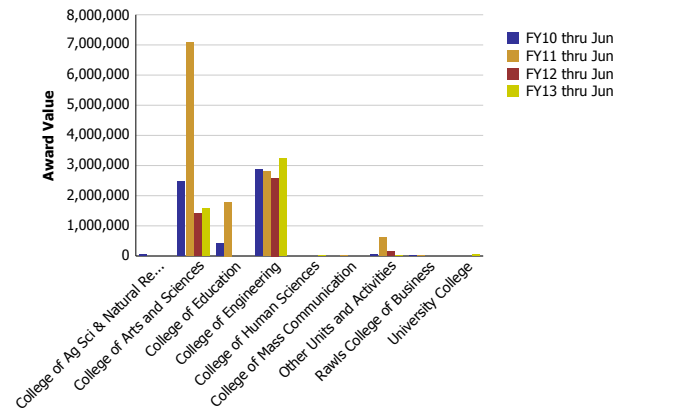
Number of Proposals submitted	FY10 thru Jun	FY11 thru Jun	FY12 thru Jun	FY13 thru Jun
College of Ag Sci & Natural Resources	4.29	5.60	6.58	7.43
College of Architecture	0.40			0.50
College of Arts and Sciences	48.10	54.83	54.94	58.73
College of Education	0.86	6.69	4.33	6.00
College of Engineering	124.00	110.69	101.05	102.27
College of Human Sciences	1.50	0.73	1.43	0.52
College of Mass Communication	1.60	0.20	0.55	
Honors College				0.50
Other Units and Activities	6.62	2.86	4.11	2.78
Rawls College of Business	0.35	1.20		0.12
School of Law			1.10	
University College	0.28	0.20	0.91	0.15
<b>Total</b>	<b>188</b>	<b>183</b>	<b>175</b>	<b>179</b>

Proposal Value	FY10 thru Jun	FY11 thru Jun	FY12 thru Jun	FY13 thru Jun
College of Ag Sci & Natural Resources	1,603,403	5,567,627	4,363,634	3,855,407
College of Architecture	79,928			0
College of Arts and Sciences	21,159,146	22,745,669	22,387,444	34,028,045
College of Education	1,027,318	3,962,830	1,489,625	5,074,551
College of Engineering	39,477,295	34,951,392	35,683,880	36,249,052
College of Human Sciences	447,106	362,190	391,459	377,883
College of Mass Communication	863,197	433,081	613,431	
Honors College				0
Other Units and Activities	3,313,697	1,253,210	1,377,235	1,149,232
Rawls College of Business	175,681	485,366		359,972
School of Law			234,717	
University College	52,000	40,000	525,792	149,660
<b>Total</b>	<b>68,198,772</b>	<b>69,801,365</b>	<b>67,067,217</b>	<b>81,243,801</b>

Number of Awards received from NSF by Faculty Home Department



Award Value received from NSF by Faculty Home Department



Number of Awards received	FY10 thru Jun	FY11 thru Jun	FY12 thru Jun	FY13 thru Jun
College of Ag Sci & Natural Resources	1.00			1.00
College of Arts and Sciences	18.97	28.42	16.00	13.79
College of Education	0.40	1.00		
College of Engineering	23.83	24.53	19.00	24.23
College of Human Sciences				0.40
College of Mass Communication		1.00		
Other Units and Activities	1.50	1.00	1.00	0.33
Rawls College of Business	0.30	0.05		
University College				0.25
<b>Total</b>	<b>46</b>	<b>56</b>	<b>36</b>	<b>39</b>

Award Value	FY10 thru Jun	FY11 thru Jun	FY12 thru Jun	FY13 thru Jun
College of Ag Sci & Natural Resources	65,675			
College of Arts and Sciences	2,458,261	7,079,207	1,405,471	1,591,261
College of Education	410,130	1,790,953		
College of Engineering	2,872,276	2,788,950	2,587,251	3,236,764
College of Human Sciences				17,674
College of Mass Communication		20,144		
Other Units and Activities	33,814	618,707	155,461	3,300
Rawls College of Business	33,304	20,750		
University College				35,789
<b>Total</b>	<b>5,873,460</b>	<b>12,318,711</b>	<b>4,148,183</b>	<b>4,884,787</b>