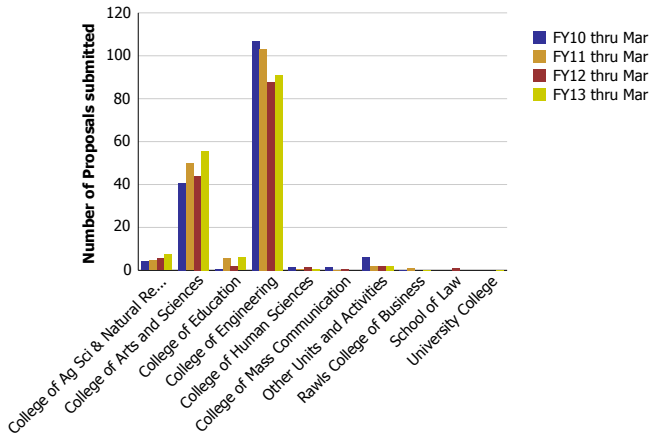
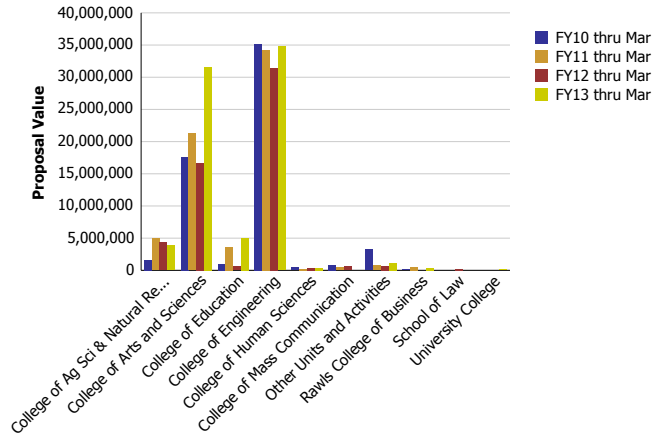


Research Metrics through March FY13 (by Faculty Home Department) (NSF)

Number of Proposals submitted to NSF by Faculty Home Department

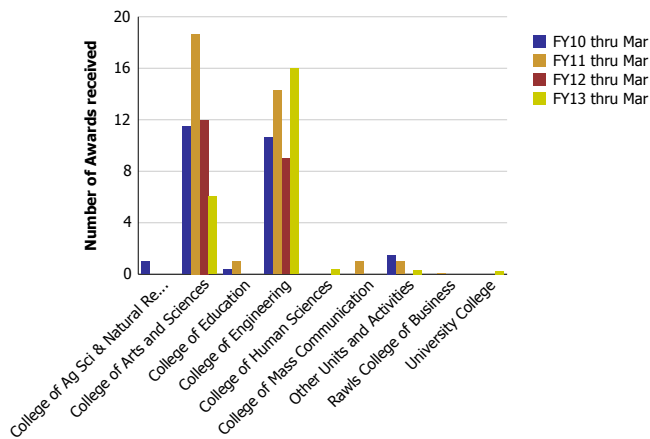


Proposal Value submitted to NSF by Faculty Home Department

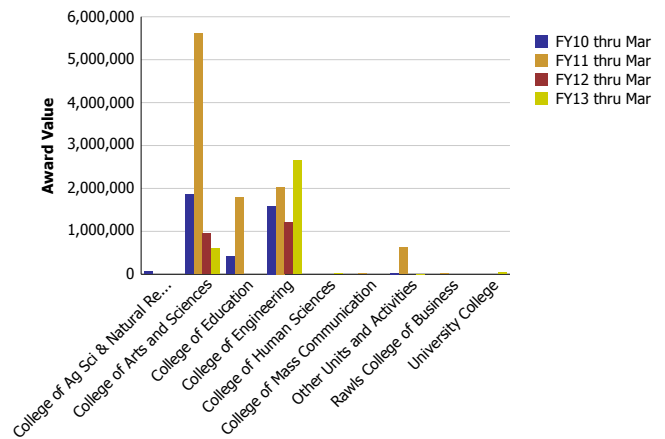


Number of Proposals submitted	FY10 thru Mar	FY11 thru Mar	FY12 thru Mar	FY13 thru Mar	Proposal Value	FY10 thru Mar	FY11 thru Mar	FY12 thru Mar	FY13 thru Mar
College of Ag Sci & Natural Resources	4.05	4.60	5.58	7.43	College of Ag Sci & Natural Resources	1,567,403	4,968,581	4,323,700	3,855,407
College of Arts and Sciences	40.80	49.73	43.81	55.73	College of Arts and Sciences	17,650,675	21,240,209	16,676,068	31,589,636
College of Education	0.70	5.76	1.90	6.00	College of Education	964,431	3,591,859	572,657	5,074,551
College of Engineering	106.98	103.15	87.70	90.94	College of Engineering	35,154,945	34,220,797	31,434,247	34,776,726
College of Human Sciences	1.50	0.40	1.43	0.52	College of Human Sciences	447,106	230,190	391,459	377,883
College of Mass Communication	1.60	0.20	0.55		College of Mass Communication	863,197	433,081	613,431	
Other Units and Activities	6.07	2.06	2.03	2.11	Other Units and Activities	3,249,243	743,454	685,138	1,146,278
Rawls College of Business	0.30	1.10		0.12	Rawls College of Business	140,681	476,919		359,972
School of Law			1.00		School of Law			204,720	
University College				0.15	University College				149,660
Total	162	167	144	163	Total	60,037,682	65,905,090	54,901,421	77,330,111

Number of Awards received from NSF by Faculty Home Department



Award Value received from NSF by Faculty Home Department



Number of Awards received	FY10 thru Mar	FY11 thru Mar	FY12 thru Mar	FY13 thru Mar	Award Value	FY10 thru Mar	FY11 thru Mar	FY12 thru Mar	FY13 thru Mar
College of Ag Sci & Natural Resources	1.00				College of Ag Sci & Natural Resources	65,675			
College of Arts and Sciences	11.47	18.67	12.00	6.04	College of Arts and Sciences	1,857,582	5,611,250	953,986	599,865
College of Education	0.40	1.00			College of Education	410,130	1,790,953		
College of Engineering	10.63	14.28	9.00	15.98	College of Engineering	1,595,442	2,036,032	1,206,720	2,653,633
College of Human Sciences				0.40	College of Human Sciences				17,674
College of Mass Communication		1.00			College of Mass Communication		20,144		
Other Units and Activities	1.50	1.00		0.33	Other Units and Activities	33,814	618,707		3,300
Rawls College of Business		0.05			Rawls College of Business		20,750		
University College				0.25	University College				35,789
Total	25	36	21	23	Total	3,962,644	10,097,836	2,160,706	3,310,260