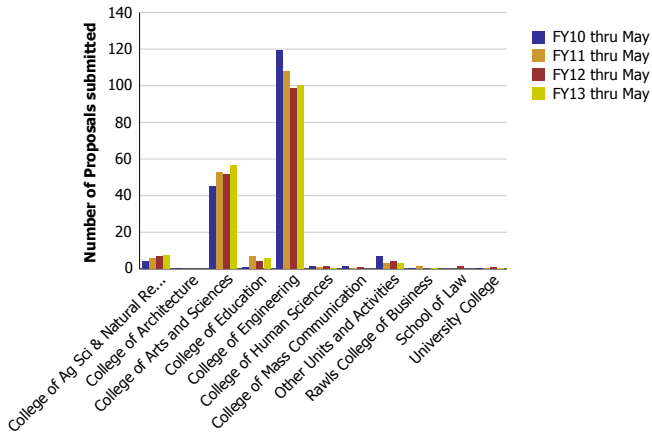
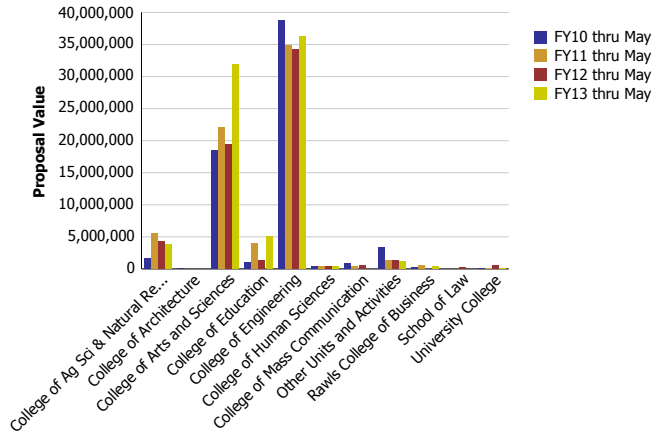


Research Metrics through May FY13 (by Faculty Home Department) (NSF)

Number of Proposals submitted to NSF by Faculty Home Department

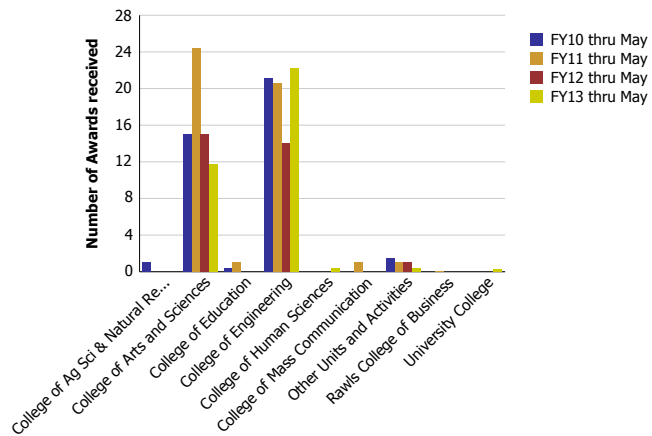


Proposal Value submitted to NSF by Faculty Home Department

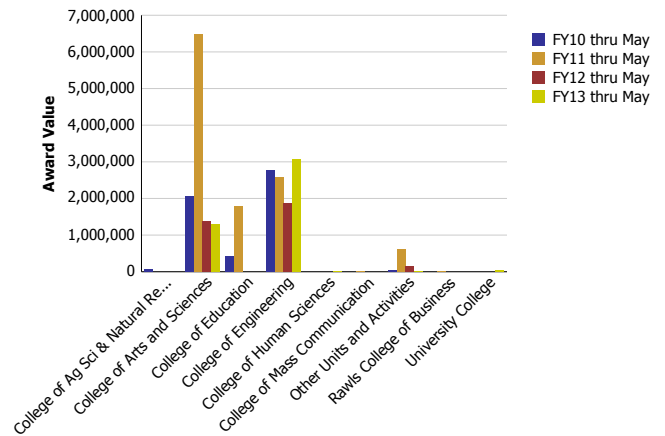


Number of Proposals submitted	FY10 thru May	FY11 thru May	FY12 thru May	FY13 thru May	Proposal Value	FY10 thru May	FY11 thru May	FY12 thru May	FY13 thru May
College of Ag Sci & Natural Resources	4.29	5.60	6.58	7.43	College of Ag Sci & Natural Resources	1,603,403	5,567,627	4,363,634	3,855,407
College of Architecture	0.40				College of Architecture	79,928			
College of Arts and Sciences	45.10	52.83	51.79	56.73	College of Arts and Sciences	18,550,799	22,072,424	19,392,776	31,911,945
College of Education	0.76	6.69	3.83	6.00	College of Education	976,431	3,962,830	1,289,625	5,074,551
College of Engineering	119.10	107.69	98.70	100.27	College of Engineering	38,734,034	34,882,034	34,214,128	36,208,310
College of Human Sciences	1.50	0.73	1.43	0.52	College of Human Sciences	447,106	362,190	391,459	377,883
College of Mass Communication	1.60	0.20	0.55		College of Mass Communication	863,197	433,081	613,431	
Other Units and Activities	6.62	2.86	4.11	2.78	Other Units and Activities	3,313,697	1,253,210	1,377,235	1,149,232
Rawls College of Business	0.35	1.20		0.12	Rawls College of Business	175,681	485,366		359,972
School of Law			1.10		School of Law			234,717	
University College	0.28	0.20	0.91	0.15	University College	52,000	40,000	525,792	149,660
Total	180	178	169	174	Total	64,796,278	69,058,762	62,402,796	79,086,959

Number of Awards received from NSF by Faculty Home Department



Award Value received from NSF by Faculty Home Department



Number of Awards received	FY10 thru May	FY11 thru May	FY12 thru May	FY13 thru May	Award Value	FY10 thru May	FY11 thru May	FY12 thru May	FY13 thru May
College of Ag Sci & Natural Resources	1.00				College of Ag Sci & Natural Resources	65,675			
College of Arts and Sciences	14.97	24.42	15.00	11.79	College of Arts and Sciences	2,054,645	6,485,019	1,380,992	1,294,287
College of Education	0.40	1.00			College of Education	410,130	1,790,953		
College of Engineering	21.13	20.53	14.00	22.23	College of Engineering	2,773,568	2,569,881	1,880,985	3,083,413
College of Human Sciences				0.40	College of Human Sciences				17,674
College of Mass Communication		1.00			College of Mass Communication		20,144		
Other Units and Activities	1.50	1.00	1.00	0.33	Other Units and Activities	33,814	618,707	155,461	3,300
Rawls College of Business		0.05			Rawls College of Business		20,750		
University College				0.25	University College				35,789
Total	39	48	30	35	Total	5,337,832	11,505,454	3,417,438	4,434,462