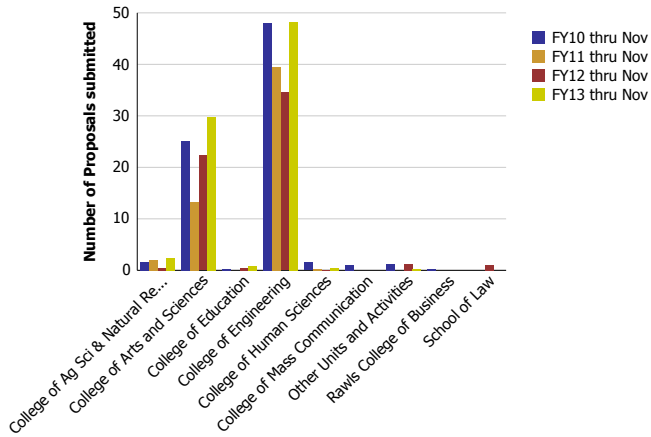
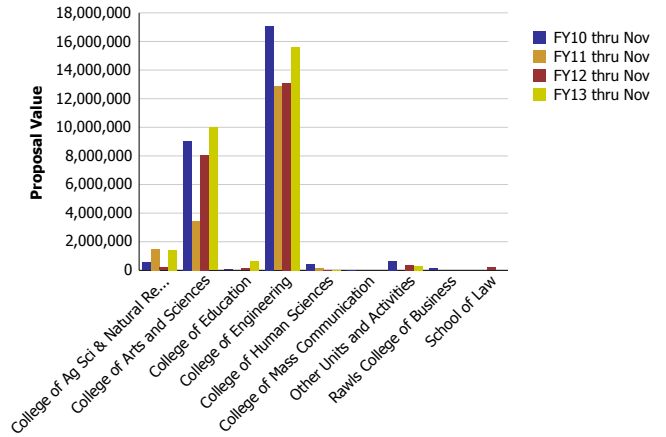


Research Metrics through November FY13 (by Faculty Home Department) (NSF)

Number of Proposals submitted to NSF by Faculty Home Department

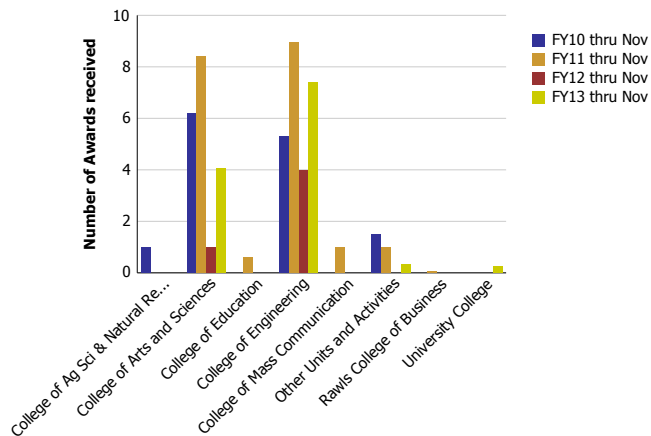


Proposal Value submitted to NSF by Faculty Home Department

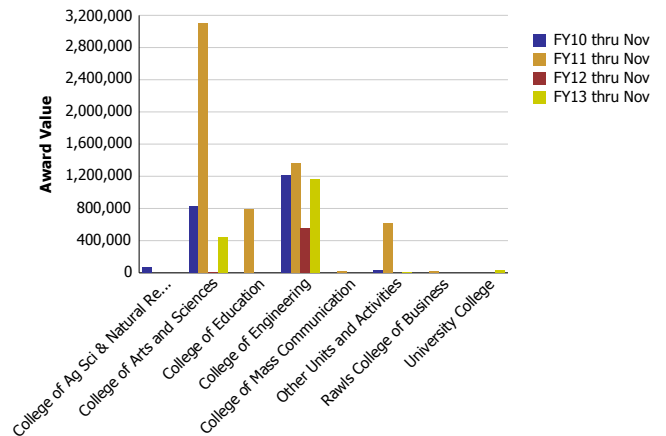


Number of Proposals submitted	FY10 thru Nov	FY11 thru Nov	FY12 thru Nov	FY13 thru Nov	Proposal Value	FY10 thru Nov	FY11 thru Nov	FY12 thru Nov	FY13 thru Nov
College of Ag Sci & Natural Resources	1.65	2.00	0.43	2.40	College of Ag Sci & Natural Resources	557,797	1,506,429	199,485	1,420,531
College of Arts and Sciences	25.17	13.31	22.29	29.82	College of Arts and Sciences	9,058,325	3,455,235	8,054,366	9,987,334
College of Education	0.20		0.40	0.90	College of Education	68,832		122,659	640,513
College of Engineering	48.01	39.49	34.53	48.18	College of Engineering	17,099,845	12,857,909	13,091,605	15,634,872
College of Human Sciences	1.50	0.20	0.10	0.40	College of Human Sciences	447,106	158,645	35,495	17,911
College of Mass Communication	1.00				College of Mass Communication	19,177			
Other Units and Activities	1.17		1.25	0.30	Other Units and Activities	645,238		388,498	300,074
Rawls College of Business	0.30				Rawls College of Business	140,681			
School of Law			1.00		School of Law			204,720	
Total	79	55	60	82	Total	28,037,002	17,978,219	22,096,828	28,001,236

Number of Awards received from NSF by Faculty Home Department



Award Value received from NSF by Faculty Home Department



Number of Awards received	FY10 thru Nov	FY11 thru Nov	FY12 thru Nov	FY13 thru Nov	Award Value	FY10 thru Nov	FY11 thru Nov	FY12 thru Nov	FY13 thru Nov
College of Ag Sci & Natural Resources	1.00				College of Ag Sci & Natural Resources	65,675			
College of Arts and Sciences	6.20	8.40	1.00	4.04	College of Arts and Sciences	824,318	3,099,964	7,500	437,977
College of Education		0.60			College of Education		794,818		
College of Engineering	5.30	8.95	4.00	7.38	College of Engineering	1,215,300	1,356,866	553,127	1,162,009
College of Mass Communication		1.00			College of Mass Communication		20,144		
Other Units and Activities	1.50	1.00		0.33	Other Units and Activities	33,814	618,707		3,300
Rawls College of Business		0.05			Rawls College of Business		20,750		
University College				0.25	University College				35,789
Total	14	20	5	12	Total	2,139,107	5,911,250	560,627	1,639,074